


MINISTERS
Of The
EUCCHARIST



RESOURCE & TRAINING
MANUAL

Father Bob Goodyear, S.T.
2007 Edition

INTRODUCTION

This manual is offered as a resource for training Eucharistic ministers in the Catholic Church. The materials are intended not only for training but as a useful resource as Eucharistic ministers carry out their sacred ministry.

Catholics are Eucharistic people, “people of the bread”. The Eucharist is the source and the expression of our faith in the Lord Jesus Christ. The Eucharist is more than the mystery we believe. It is who we *are* and what we *do* as Catholics. In spite of our sinfulness, we strive to become what we receive in the Holy Eucharist. We believe we are called to receive the “bread of life”, and then to become “bread” for one another, especially for those who are in need. Jesus teaches that those who love the God they can not see must love those they can see, our brothers and sisters. Love grows through service, in giving what we have received.

In light of the growing shortage of priests, the role and ministry of Eucharistic Ministers grows ever more important. However, Eucharistic ministers are important to the Church and to local churches not simply because there are not enough priests. The role of the Eucharistic minister flows from our Baptism and Confirmation. Every Catholic is called to serve and every Catholic shares in the priesthood of Christ the Priest.

Eucharistic ministers are baptized Catholics, who under the guidance of the Holy Spirit, perform a ministry that feeds the Body of Christ. They are not ordained. They are called. They are called by God. They are called by the Church. They are called by their brothers and sisters of their local church community who hunger for the Eucharist.

Eucharistic ministers are called to serve. They serve by assisting in the distribution of the body and blood of Christ as the community gathers to celebrate the Eucharistic Liturgy on Sunday. They serve by taking the Eucharist to those who are ill or shut-in. They are called to lead the community in prayer and feed the people of God in the absence of a priest. These are the three areas of ministry Eucharistic ministers carry out, but their ministry is even more than doing these three things. Eucharistic ministers serve by their holiness and devotion to the presence of Christ in the Most Holy Eucharist. It is not always what you do that inspires others. It is how you do it – how you live the mystery you share.

TABLE OF CONTENTS

Introduction.....	2
Prayer Service	
Historical Development of Extraordinary Ministers of the Eucharist	
Eucharistic Spirituality	
Distributing the Eucharist During Mass	16
Taking Holy Communion to the Sick.....	32
Presiding Over a Communion Service	44
Weekday Communion Service	49
Sunday Communion Service in Absence of a Priest	56
Stations of the Cross Communion Service	67
Appendix	
Glossary	74
Commitment	79
Commissioning Ceremony	80
Model Communion Services	
18 th Sunday n Ordinary time	85
Stations of the Cross Communion Service	102
Wednesday Service Wednesday of 2 nd Week of Easter	108
Wednesday Service Wednesday of 4 th week of Easter	123
All Saints Day Service in Absence of a Priest	137
All Souls Day Service in Absence of a Priest	159

WELCOME & INTRODUCTIONS

CENTERING PRAYER

Leader: Let us place ourselves in the presence of God.

Let us place ourselves in the presence of God our Father. *(pause)*

Let us place ourselves in the presence of Jesus, God the Son. *(pause)*

Let us place ourselves in the presence of God the Holy Spirit. *(pause)*

Let us place in God's hands our worry and concern so we may listen to
His Word and hear His grace.

Reader: A reading from the Gospel of Jesus Christ according to St. John
(6:53-57)

**"Jesus said to them, "Amen, amen, I say to you, unless you eat the
flesh of the Son of Man and drink his blood, you do not have life within
you. Whoever eats my flesh and drinks my blood has eternal life, and I
will raise them up on the last day. For my flesh is true food, and my
blood is true drink. Whoever eats my flesh and drinks my blood
remains in me and I in them. Just as the living Father sent me and I
have life because of the Father, so also the one who feeds on me will
have life because of me."**

The Gospel of the Lord.

[Brief Silence to "hear" God's Word to us]

Leader: Let us pray.

All: **Our Father, grant us life.**

Open us to the Presence of Your Son, Jesus.

Open our hearts to see Him in the Eucharist.

May we seek Him in ourselves,

and proclaim Him in all we say and do.

May we reverence and encourage His presence in others.

**May we become worthy to give the Body of Christ
to His brothers and sisters.**

With the help of Your Grace,

**may we grow in our knowledge and devotion
to the Presence of Christ in the Holy Eucharist.**

**Father, show us how to become the mystery we would give to
others.**

We pray in the Name of Jesus the Lord.

Amen.

OVERVIEW OF PROGRAM

- I. Ministry of Eucharistic Ministers
 - Historical Development
 - Duties of Special Ministers of the Eucharist
- II. Distributing Communion at Mass
- III. Administering Holy Communion to the Sick
- IV. Leading a Communion Service
 - A. General Outline
 - B. Weekday Communion Service
 - C. Communion Service as part of the Stations of the Cross
 - D. Sunday Service in the Absence of a Priest
- V. Appendix
 - Glossary
 - Eucharistic Minister Commitment
 - Commissioning Ceremony
 - Reflection Sheet

Eucharistic Minister Ministry Training Program



Session I: Development of Eucharistic Minister Ministry

Historical Development of Eucharistic Ministers

In the early days of the Church, individuals would take some of the consecrated bread to the sick after Mass or even home to share as a family during the week. As time passed, the *meal* aspect of the Eucharist gave way to the *mystery* and sacredness of the Eucharist. At about the same time, the number of ordained clergy increased. As people became more aware of the sacredness of the Body of Christ, they also became more conscious of their unworthiness to receive the Eucharist. These factors, around the Middle Ages, resulted in the law that only priests could touch the Eucharist or things associated with it. Communion was received on the tongue only and the Eucharist was locked in a tabernacle to be adored, but not touched. Many Catholics today grew up with this awe of the Eucharist. Then, Vatican II happened and the Church rediscovered its root devotion to the Eucharist.

A. In 1973, Pope Paul VI explained the need for Eucharistic Ministers in his *Instruction on Facilitating Sacramental Eucharistic Communion in Particular Circumstances*. The lack of sufficient numbers of ordained clergy played a major role in the creation of a Lay Ministry of Eucharist.

“During Mass, because of the size of the congregation or a particular difficulty in which a celebrant finds himself; outside of Mass, when it is difficult because of distance to take the sacred species, especially in the Viaticum, to the sick in danger of death, or when the very number of the sick, especially in hospitals and similar institutions, requires many ministers.”

B. In 1978, the Bishops of the United States voted to extend permission for congregations to receive both the bread and the wine on Sundays and Holy Days of Obligation. This is known as receiving Eucharist “under both species” and contributed to the establishment of Eucharistic Ministers to assist the priest in distributing Holy Communion.

C. The Second Vatican Council spoke of what it called a “*Priesthood of the Faithful*”. Every Catholic is called by their Baptism to share in the ministry of Jesus Christ and the Church. Eucharistic Ministers share in the ministry of Christ as members of the Body of Christ.

Church Teaching on Eucharistic Ministers

A. Bishops’ Committee on the Liturgy, “*Sunday Celebrations in the Absence of a Priest*”:

“In the absence of both a priest and a deacon, upon the request and recommendation of the pastor, the bishop is to appoint persons, lay or religious, who are to be entrusted with the care of leading these celebrations, namely, with leading the prayers, with the ministry of the word, and, when it is to be included in the celebration, with giving holy communion.

These ministers carry out their responsibilities in virtue of their baptism and confirmation. Such persons are to be chosen in view of the consistency of their way of life with the Gospel and in the expectation of their being acceptable to the community of the faithful. The appointment of such ministers is made by the bishop for a definite time. Their appointment is to be made known to the community by means of a liturgical celebration in which prayers are offered to God on behalf of those appointed.

The laypersons appointed as leaders should regard the office entrusted to them not so much as an honor but as a responsibility and, above all, as a service to their brothers and sisters under the authority of the pastor. They “should do all of, but only, those parts which pertain to that office.” They should carry out their office with sincere devotion and the decorum demanded by such a responsibility and rightly expected of them by God’s people.

The layperson wears vesture that is suitable for his or her function or the vesture prescribed by the bishop. A layperson does not use the presidential chair. Since the altar is the table of sacrifice and of the paschal banquet, its only use in one of these services is for the rite of Communion, which the Eucharist is placed on it at the beginning of the communion rite.

The leader is always to be assisted by other ministers who will proclaim the Scriptures, assist in the distribution of Holy Communion, sing the psalms and other songs, provide instrumental music, and prepare the place for the celebration.” (*Sunday Celebrations in the Absence of a Priest*, National Conference of Catholic Bishops, p. 21)

B. *The Roman Missal* (Sacramentary)

“It is, first of all, the office of the priest and the deacon to minister Holy Communion to the faithful who ask to receive it.

It is the office of an acolyte who has been properly instituted to give communion as a special minister when the priest and deacon are absent or impeded by sickness, old age, or pastoral ministry or when the number of

the faithful at the holy table is so great that the Mass or other service may be unreasonably protracted.

The local Ordinary (Bishop) may give other special ministers the faculty to give holy communion whenever it seems necessary for the spiritual benefit of the faithful and a priest, deacon, or acolyte is not available.

In cases of necessity a priest may even designate a member of a particular worshipping assembly to assist in giving communion for a single occasion.”

[“Acolyte” is an order of clerics devoted to altar service. They assist the celebrant at Mass, and may distribute Holy Communion as a minister when necessary. The title also refers to any layman who serves at Mass or other liturgical functions. The ministries of acolyte and lector are the two remaining minor orders of the Church. Altar servers are also sometimes referred to as acolytes.]

B. *Immensae Caritatis* (January 29, 1973, Pope Paul VI)

“The person who has been appointed to be an extraordinary minister of Holy Communion is necessarily to be duly instructed and should distinguish himself [herself] by his [her] Christian life, faith, and morals. Let him [her] strive to be worthy of this great office; let him[her] cultivate devotion to the Holy Eucharist and show himself[herself] as an example to the other faithful by his[her] piety and reverence for this most holy Sacrament of the altar. Let no one be chosen whose selection may cause scandal among the faithful.”



Summary

I. **Ministry of a Eucharistic Minister** - in general

1. Assist in distributing the Body and Blood of Christ at Mass.
2. Take Communion to sick and shut-ins
3. Lead Communion services in the absence of a priest.

II. **Qualifications for a Eucharistic Minister**

1. Must have received sacraments of Baptism, Eucharist, and Confirmation.
2. Must be duly instructed.
3. Must strive to live a life in harmony with a Christian life, faith, and morals.
4. Must cultivate a personal devotion to the Holy Eucharist.
5. Must not be a source of scandal by their life or in their selection.

III. **Titles given a Eucharistic Minister**

1. Eucharistic Minister (EM)
2. Communion Minister
3. Lay Eucharistic Minister
4. Special Minister of the Eucharist.
5. Extraordinary Minister of the Eucharist.

Notice the word “*minister*” comes up in each of these titles. Primarily the Eucharistic Minister is called to serve the community. While it is an honor to be chosen, the essence and proof of any minister is an attitude of reverence for the Eucharist and for others.

**“As a Eucharistic Minister you must *become* what you *receive*,
and *give* what you have been given to *become*.”**

EUCCHARISTIC SPIRITUALITY

The Eucharist is the source and center of Catholic Spiritual life.

The Eucharist gives us the grace to become what we receive; it is both the end and the means to that end: Christ and the grace we need to become like Christ.

The Eucharist is both Ritual and Mystery; a meal of fellowship and the sacrifice of Jesus Christ. The Liturgy of the Mass is the ritual celebration of the Mystery that makes us one -- with God and with one another.

The Eucharist is the strength we lack; the charity we need; the answers we seek. The Eucharist is the holiness to forgive those who offend us and the love that motivates us to concern for the poor and the sick, the least among us.

Holy Communion

Saint Augustine wrote:

"If, then, you want to understand the body of Christ, remember what the Apostle says, 'You are the body of Christ and members thereof' (1 Cor 12:27) If, then, you are the body of Christ and his members, it is your mystery which is set forth on the Lord's table; it is your own mystery you receive. You say 'Amen' to what you are, and in saying 'Amen' you subscribe to it. For you hear the words 'The body of Christ,' and you answer 'Amen.' Be members of the body of Christ, then, so that your 'Amen' might be authentic."

Your life as a Eucharistic minister must be one of both being and giving the Body of Christ. Let your "amen" to that life of service be real and complete.

St. John Chrysostom wrote:

"Tell me, would you go to the Eucharist with your hands unwashed? I think not. You would rather not go at all than go with dirty hands. If you are so careful about a small matter, how can you dare to go and receive Eucharist with an impure soul? With your hands you hold the Lord's body only a short time, but it remains in your soul forever."

St. Cyril of Jerusalem wrote:

“When you approach communion, do not come with your hands outstretched or with your fingers open, but make your left hand a throne for the right one, which is to receive the King. With your hand hallowed receive the Body of Christ and answer Amen. After having, with every precaution, sanctified your eyes by contact with the holy body, consume it, making sure that not a particle is wasted, for that would be like losing one of your own limbs. Tell me, if you were given some gold dust, would you not hold it very carefully for fear of letting any of it fall and losing it? How much more careful then you should be not to let fall even a crumb of something more precious than gold or jewels! After having received the Body of Christ, approach the chalice of his Blood. Do not stretch out your hands, but bow in an attitude of adoration and reverence, and say Amen.”

Saint Paul wrote in I Corinthians 10:16

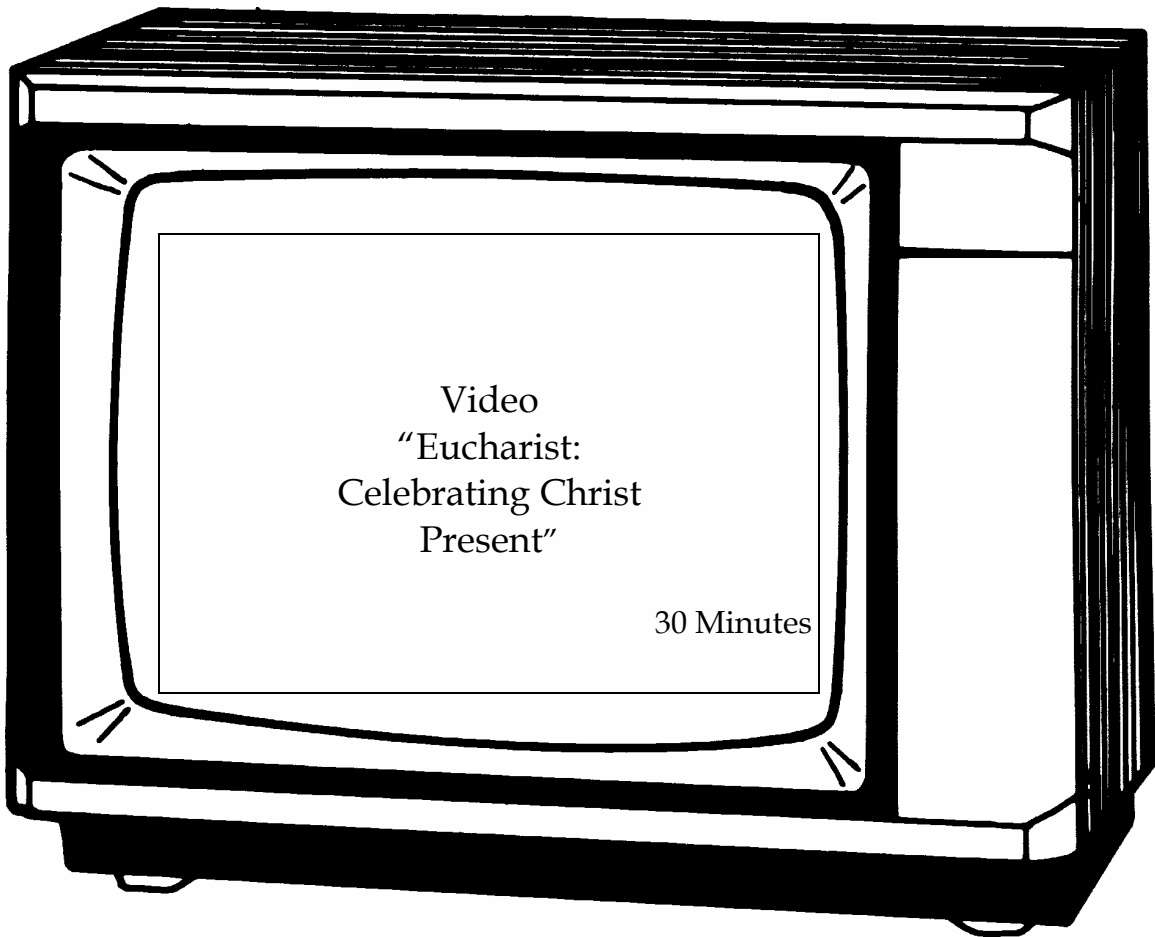
“Is not the cup of blessing we bless a sharing in the blood of Christ? And is not the bread we break a sharing in the body of Christ? Because the bread is one, we, many though we are, are one body, for we all partake of the one bread.”

- Consider St. Paul's words. What do they mean for you?

The Divine Liturgy of the Eucharist (Vatican II, Constitution on the Divine Liturgy, II, 48)

“The church earnestly desires that Christ's faithful should not be there as strangers or silent spectators. On the contrary, through a good understanding of the rites and prayer, they should take part in the sacred action as persons who are conscious of what they are doing, with devotion and full cooperation. They should be instructed by God's word and be nourished at the table of the Lord's body. They should give thanks to God. By offering the Immaculate Victim, not only through the hands of the priest but also with him, they should learn also to offer themselves. Through Christ the Mediator, they should be drawn day by day into ever more perfect union with God and with each other, so that finally God may be all in all.”

- Discussion/Thoughts?



The Body of Christ and -- the Body of Christ

Consider the host that becomes the Body of Christ. It began as wheat growing in a field, perhaps many fields. Taken to a mill it is ground up with wheat from other fields, mixed and becoming one with all the other wheat. It is made into flour. Then, mixed with other ingredients, salt, water, yeast, it is kneaded (beaten) and becomes one with the others ingredients. It is still wheat, but you can't distinguish it from the other wheat or other ingredients. It is molded, put in an oven to endure the heat yet rising to become bread, bread which we eat, bread that will give its life to become so much a part of us. It is us.

Eucharistic Ministers are extraordinary, living Communion. Your knowledge draws you to the Eucharist. Your love of God makes you one with the God you offer others. You become the Body of Christ that makes the Body of Christ like the bread we eat.

Your devotion and reverence of the presence of Jesus in the Eucharist will show and be shared by all who receive Christ from your hand. The way you look at the host and the wine, the way you look at those who come to you to receive the body and blood of Christ, you reveal Christ in this way. What you say, "The Body of Christ, the Blood of Christ" is spoken with your heart even more beautifully than your lips.

Think about who you are giving. Think about what you are giving. Think about what you receive as you take Christ. Wonder what you are giving with each person who reaches out their hand to receive from you. To one you may give the gift of faith; to another the strength to go on; to another comfort in loss or healing of sickness or loneliness. Wonder and then be awed that God would choose you to be the instrument of such grace, the means of miracles.

The Eucharist is not one thing. The Eucharist is all things! It is meal and sacrifice. It is fellowship and mystery. It is what we need, whatever we need to become one with God and one with each other. It is forgiveness and the courage to forgive. It is the Love of God and it is our love to each other, the strength to give and the humility to receive. And, you are the instrument, the giver, the minister of this Holy Mystery.

*Ministers
of the
Eucharist*



Session 2

THE LITURGY OF THE EUCHARIST:

**DISTRIBUTING HOLY
COMMUNION**

INTRODUCTION

One of the duties of a Eucharistic minister is to assist the priest in distributing the Eucharist during the Mass. The number of Eucharistic ministers who assist the priest at Mass depends on the size of the assembly. It is desirable that for each minister giving the Body of Christ (hosts), there be two ministers ministering the chalice of the Blood of Christ. A Eucharistic minister may be assigned to distribute either the body or the blood of Christ depending on local custom and the congregation size at the Mass.

Rubrics

PREPARATION BEFORE MASS

- **Arrive Early.** Eucharistic Ministers (sometimes called EMs) should arrive at the church at least **25 minutes** prior to the scheduled time the Eucharistic celebration (Mass) is to begin to set up the church.
- **Wear Eucharistic Minister Cross.** They should wear the symbol of their ministry office (cross). EMs should wear the symbol of their ministry whenever they perform their tasks as ministers of the Eucharist: during Mass, taking Communion to the sick, and leading a Communion service. In some parishes, Eucharistic ministers have special vestments to indicate their office, for example, a long white alb. The stole is not worn by EMs. The stole is reserved as a sign of the priest or deacon. Liturgical law states only that they Eucharistic minister should dress in accord with the dignity of their office (ministry).
- **Prayerfully Prepare.** Eucharistic Ministers should prepare themselves in prayer for their role in the celebration of the Mass. Arriving early provides the opportunity to prepare our hearts as well as our symbols.

SETTING UP THE CHURCH

IF THERE IS NO SACRISTAN MINISTER, the Eucharistic Ministers are responsible for setting up the church prior to the beginning of Mass. EM's should be familiar with the vessels and linens used for the Eucharistic Liturgy and the other items required for Mass and know where these things are kept in the sacristy.

SETTNG UP THE CHURCH FOR MASS

- Check Sanctuary Candle and make sure it is lighted.

TABLE BY CHURCH ENTRANCE:

- Container of hosts and pickup instrument
- Ciborium (and lid) placed near the container of hosts.
- Cruet full of Wine (water cruet is place on side table in sanctuary)
- Box, basket, or Envelope for Collection Offerings to be brought up in during Offertory Procession.
- Bulletins
- Collection baskets on or near the table in the back of church.

SIDE TABLE IN SANCTUARY:

- 2 Chalices (or as many chalices as used/needed)
- 2 Purificator Linens (or one for each chalice to be used)
- Paten with 1 large priest's host
- Corporal Linen
- Pall(s) (used to cover chalice)
- Cruet of Water
- Bowl for washing of hands
- Towel for drying priests hands after finger washing

SMALL TABLE NEXT TO PRESIDER'S CHAIR (Priest's Chair):

- Hymnal
- Missalette
- **Sacramentary Book**

ON LECTERN:

- **Lectionary** opened to Readings for the Mass.
- Copy of **Prayers of the Faithful** for the Mass
- Copy of **Bulletin** and **Prepared Parish Announcements**

SACRISTY:

- **Book of Gospels** set up to the Gospel Reading for the Mass

CHURCH:

- Turn on Sound System
- Adjust thermostat to comfortable setting.

Plan A: EUCHARISTIC MINISTERS AS PART OF THE ENTRANCE PROCESSION AND BEING IN THE SANCTUARY DURING THE ENTIRE MASS.

The Eucharistic Ministers may process into the church with the priest, deacon, altar servers, and lectors, or they may come forward from the congregation at the time of their ministry during the Mass. Whether Eucharistic Ministers participate in the Entrance and Recessional processions or come forward from the congregation and return to their places in the church after the Communion rite depends on local custom. If the EM's process into church with the priest and other liturgical ministers, they take their places in the sanctuary for the entire Eucharistic celebration. The positive effect of this approach is it emphasizes the official function of EMs as liturgical ministers. However, it also de-emphasizes the "lay" in lay ministry and separates the EM from family and congregation during the Mass. In this first "plan", the EMs remain in the sanctuary for the entire Mass and leave with the priest and other ministers in the recessional procession.

Order of Procession:

Cross Bearer
Altar Servers
Lector Carrying the *Book of Gospels*
Eucharistic Ministers
Priest

As the procession reaches the sanctuary, each minister group stops, bows to the altar, and goes to their respective assigned places in the sanctuary.

Plan B: EM's COMING TO SANCTUARY DURING COMMUNION RITE

The Eucharistic Ministers take their places in the congregation with family and the rest of the assembly prior to the Entrance Procession. The EMs come forward from the congregation and approach the altar *after* the priest has received the Eucharist. The priest or deacon gives the Body of Christ (host) to each Eucharistic Minister, then hands them the chalice of the Sacred Blood of Christ. Eucharistic Ministers are not permitted to take the chalice from the altar themselves. After performing their ministry of giving the Body and Blood of Christ to their brothers and sisters, the EMs purify the chalices and return to their places in the church for the final prayer and blessing.

Whether a parish uses Plan A or Plan B, the rubrics of distributing the Body and Blood of Christ are the same.

Communion Rite

After the priest holds up the Eucharist, saying, “*This is the Lamb of God who takes away the sins of the world, blessed are they who are called to His Supper*” and then receives the Body and Blood of Christ himself, the Eucharistic Ministers go to the side of the altar and stand hands folded.

The **General Instruction of the Roman Missal** which contains the instructions for how the Eucharistic Liturgy is to be celebrated states:

“These (Eucharistic) ministers do not approach the altar before the priest has received Communion and always accepts from the hands of the priest the vessel which contains either species of the Blessed Eucharist for distribution to the faithful” (GIRM, 162)

After the priest has received from the Chalice, the priest/deacon will go to each Eucharistic minister and minister the host to him or her. The priest/deacon will hold up the host and say, “The Body of Christ”. The Eucharistic minister says “Amen” then receives the host. Receive the host in your left hand, then take it in your right hand and place the host in your mouth.

The priest/deacon will then take the chalice(s) from the altar and hand it to the Eucharistic minister saying, “The Blood of Christ”. The EM responds, “Amen”, takes the chalice and drinks the Blood of Christ. The Eucharistic minister receives a purificator from the priest/deacon, wipes the lip of the chalice and then goes to the assigned station (place).

The Eucharistic minister(s) then administer the chalice containing the Blood of Christ to the other liturgical ministers (altar servers, lectors, commentators) who are in the sanctuary before going to their assigned places in the sanctuary or body of the church.

The Eucharistic ministers administering the Blood of Christ should stand away from the priest/deacon distributing the Body of Christ, the hosts. The practical reason for this is it usually takes longer for a person to receive from the chalice than to receive the host. The EM standing far enough away from the priest distributing the hosts helps prevent “traffic jams” and allowed the reception of the Body and Blood of Christ to flow smoothly.

Be aware of any members of the congregation who have special needs. Such individuals may receive Communion first before the rest of the congregation. Know the local custom for such special Communicants. Ask the priest or other Eucharistic Ministers the procedure.

HOW TO MINISTER THE *BODY OF CHRIST: HOSTS*

A. Rubrics

- Giving and Receiving the Body of Christ, the host, is a **personal moment**. **Eye contact** is important. Do not rush this sacred moment. Take the time for you and for the person receiving the Eucharist from you to make this a sacred moment.

- Hold up the host with your thumb and first finger above the ciborium, showing the Body of Christ to the one who will receive it.

- Say "**The Body of Christ**" as you show the host.
 - speak clearly and slowly. This is a sacred moment.
 - Saying "The Body of Christ" over and over do not let your voice or your heart become routine.

- The Communicant responds to your "Body of Christ" and says "Amen."

You are giving communion to **many** people, your brothers and sisters. Remember each person is receiving Christ into their hearts **individually** only once.

- Allow each person time to say "**Amen**" before giving them the host.
 - Give each person the opportunity to express their faith in the Presence of Jesus by saying "Amen". However, not everyone remembers to respond "Amen. Give them a moment and if they do not say "Amen", place the host in their hand or mouth as they indicated.

- Each person decides for themselves whether they will receive the host in their hand or on their tongue.
 - Don't rush their choice or make it for them. Remember this is a personal sacred moment for them too.
 - Notice each person's hands as they come forward. Some people clearly indicate their preference, others do not. Be prepared to adjust quickly and gracefully to last minute changes!

Eucharistic Minister: **"The Body of Christ"**
Communicant: **"Amen."**

HOW TO MINISTER THE *BLOOD OF CHRIST*: CHALICE

A. Rubrics

After receiving the Blood of Christ from the chalice on the altar, the EMs minister the chalice to the other liturgical ministers in the sanctuary before going to their assigned stations for ministering the Blood of Christ to the congregation. Take the chalice of consecrated wine and a purificator to the ones you will minister the Blood of Christ to.

- Extend the chalice to the communicant while saying:
"The Blood of Christ"
- Person about to receive responds:
"Amen."

- Let the person receiving take the chalice from you. The EM holds the purificator. Do not give it to the person receiving.
- After the person drinks from the chalice, they hand it back to the EM who gently wipes the lip of the chalice where the person drank.

Ministering the chalice requires practice. Let the person receiving *take* the chalice from you. Don't force the chalice on them. Let the person take it. The "exchange" of the chalice takes a great deal of care. Do not rush this "exchange". Carefully, gently, allow it to happen.

Note that each person has the right to choose to receive the Blood of Christ from the chalice or not to do so. Do not feel offended when someone chooses not to receive from you. Remember, the Presence of Jesus is totally contained in even a particle of the host. Some people never receive from the chalice. Some do not receive for health reasons or concerns. Receiving from the chalice is a relatively new option for many Catholics. There was a time not long ago when only the priest was permitted to receive (or even touch!) the chalice.

SITUATIONS THAT HAPPEN SOMETIMES

1. WINE RUNS OUT.

If you are ministering the chalice of the Blood of Christ and the wine is entirely consumed, do not offer people a chalice with nothing in it. When the wine runs out, simply turn away and take the chalice to the credence table where the chalice will be purified. It is not necessary to say anything. Those waiting in line to receive will know there is no wine left if you simply turn away and go to the credence table.

2. HOSTS RUN OUT.

If you are distributing the Body of Christ and you run out of hosts, you may do one of two things. A. Turn to the priest or other minister and “borrow” some of their hosts. B. Go to the tabernacle and take the ciborium from there to finish giving out Communion.

What to do when you run out of hosts also depends on how many people are left who have not yet received and whether there are other ministers giving out the hosts with you. If you see you may have more people to receive than you have hosts, you may pause to break some of the hosts in pieces. If there are a few people left to receive, breaking the hosts is the option of choice since it will not “break” the moment and flow of the Communion Rite. Quietly ask the next person in line to wait while you break the remaining hosts. Eye contact or a simple “wait” gesture assures the person you know they are in line and shows them you are not just leaving them standing there in front of everyone not knowing what to do. Gently instruct them to wait. You are going to minister to them, not just leave them standing there.

Unexpected things inevitably happen. When a host is dropped or a chalice spilled, the most important thing is to *remain calm and assure* the person who dropped the host or chalice “it is okay”. Accidents happen.

3. A HOST IS DROPPED.

If a host is dropped for whatever reason, don’t panic. Reassure the person waiting to receive the Eucharist. A quiet, “that’s okay” and gesture the person to remain and not do anything. The EM should pick up the host and a) receive it themselves or b) place it on the altar if the altar is close. Then give the person a “new” host, again saying “The Body of Christ” and allowing the person to respond, “Amen”.

As you bend down to pick up the fallen host, **be careful** not to spill the hosts remaining in the ciborium!

The main thing is to gracefully deal with the “problem” in a way that shows you are not shaken by what happened and a way that reassures the communicate they have not done something terrible!

4. Chalice is spilled or dropped.

Again, the main concern is to reassure the person receiving they have not committed a sacrilege or done something horrible. If the wine is spilled, use the purificator (white cloth) laying it over the spill and absorbing it. If the amount of wine spilled is too much for one purificator, place the chalice on the altar with the remaining consecrated wine, go the sacristy to get additional purificators.

If the chalice is dropped it is likely all of the wine will be spilled. The amount will be too much to absorb or cover with a single purificator. The Eucharistic Minister should first pick up the chalice, then direct those remaining in line away from the wine spill and back to their places. A purificator should be placed over the spill. While it may not absorb all of the spilled Blood of Christ, it will be a sign that may prevent people from unknowingly stepping in or on the wine.

The Eucharistic minister should place the chalice back on the altar or at the credence table depending on the local custom of where the sacred vessels are cleansed after Communion, but the first concern is guarding the spilled Blood of Christ until it can be retrieved. If other priests are concelebrating, this would be their task. If there is only one priest and he is giving out Communion, the EM should remain at the station until the priest can attend to the wine that has been spilled.

If you are unsure what to do, inform the priest giving out Communion and ask what you should do. *The main thing is to handle the situation gracefully and with concern for the feelings of the person* who may have spilled or dropped the chalice. Remember, receiving the Body and Blood of Christ is a very personal and sacred moment. Your immediate response to whatever happens makes the difference between a crisis handled in a healing manner or a traumatic experience that may discourage the person from ever receiving the Eucharist again! A comment like “Oh no!” may be your first impulse to utter, but such a response would seriously hurt the person you are ministering to! Control your own reaction by preparing for such an event and *minister* to the

person who is feeling horrified at what they have just accidentally been a part of.

5. BLESSING OF CHILDREN

In some parishes it is the local custom to include children in the Communion Rite even though they are too young to receive the Eucharist. You may have seen the priest pause to bless such children. This practice is loosely based on the practice of Jesus blessing the children who came to him. Jesus is present in the Eucharist and you are his instrument. It is appropriate for a Eucharistic Minister to bless a child or others who come forward but do not receive Holy Communion.

How to bless children and others

Simply use your thumb to make the sign of the cross on the child's forehead while saying, "May God Bless You."

It is also a common practice for RCIA candidates or catechumens, and non-Catholics, to come forward in the Communion procession to receive a blessing. One custom is for such people to cross their arms across their chests as a sign to the priest or Eucharistic minister that they wish to receive a blessing but not the Eucharist. Some Catholics who for whatever reason may not receive the Eucharist will also come forward to receive a blessing. The Eucharistic minister may give this blessing.

Most children are brought to Communion by their parents. The Eucharistic Minister should bless the child (children) before giving Communion to the parent or person who brought them. Simply use your thumb to make the sign of the cross on the child's forehead while says, "May God Bless You." If you have ever shared in the ritual of Baptism, you will recognize this gesture as being part of the welcoming of a child to the Church.

POST COMMUNION: CLEANSING OF SACRED VESSELS

CLEANSING THE CHALICE(S) AFTER COMMUNION

1. **After everyone has received from the chalice, the Eucharistic Minister should drink any consecrated wine that remains in the chalice they are ministering.** If there is too much wine for the Eucharistic Minister to consume, they should take the chalice to the side table, wait for the priest, and ask the priest or other Eucharistic Minister to finish drinking the wine.
2. **If there are no altar servers, the Eucharistic Ministers should remove any sacred vessels from the altar at this time. The ciborium and paten should be brought to the side table to be cleansed with the chalices.**
3. **Take the chalice to the side table and place it on the table. Remain standing at the side table and wait for the priest.**
4. **The priest will pour the water into one chalice, then pour that water into the other chalice(s) and then drink that water/wine.** This pouring of the water into the chalices is called “purifying” the chalice. The water mixes with any traces of the consecrated wine left in the chalice.
5. **The Eucharistic Minister(s) then dry or “cleanse” the chalices with the purificators at the side table.** This drying of the chalices after the purification is called “cleansing” the chalices.
6. **After all the chalices are cleansed, the Eucharistic Ministers go to the front of the altar, bow together in front of the altar, and then return to their places in the sanctuary.** (If the Eucharistic Ministers do not sit in the sanctuary during Mass but come up at Communion time, they return to their places in the church.)

Be careful to face the altar, “square” with the altar, bow slowly, reverently, then turn together and return to your place in the sanctuary. EMs should bow together at the same time.

RECESSIONAL PROCESSION (End of Mass)

Some parishes make the parish announcements after the Prayer After Communion while other parishes make the parish announcements after the dismissal and before the final hymn. Know the practice in your parish community. When the priest goes to the front of the altar, the Eucharistic Ministers and other Ministers in the sanctuary go to the front of the altar.

As the priest bows, the Eucharistic Ministers bow. Then they turn and process down the main aisle to the front entrance of the church in the following order:

- Altar Server with Processional Cross
- Other Altar Servers
- Lector with Book of Gospels
- Eucharistic Ministers
- Priest (s)

DUTIES OF EUCHARISTIC MINISTERS AFTER MASS

If the church does not have a Sacristan ministry, the duties of the sacristan are assumed by the Eucharistic Ministers.

- **Sacred Vessels.** Return the (chalices, ciborium, paten) to their storage place in the sacristy.
- **Altar linens.** Place (purificator) in soiled linen container (drawer)
- **Cruets.** Wash out water and wine (turn them upside down to dry)
- **Book of Gospels.** Place in Sacristy
- **Collection.** Give envelope (box) to the priest.
- **Candles.** Make sure candles are carefully put out.
- Get container of hosts from back of church and place in sacristy in container.
- Turn off **sound system.**
- Turn off **lights.**
- Adjust **thermostat** appropriately to cut down on utility bills.
- **Lock** church doors.

How to correctly take hosts from Tabernacle.

Eucharistic Ministers do not often distribute the hosts during Mass, but EM's should know the proper rubric for going to the tabernacle to get and/or return hosts to the ciborium in the tabernacle. Eucharistic Ministers need to know how to do this when conducting Communion Services.

Rubrics for placing hosts in the tabernacle.

A general rule is liturgical ministers BOW to the altar which is a symbol of Christ. GENUFLECT to the tabernacle in which Christ is present.

Taking hosts from the tabernacle.

1. Go to the tabernacle, and genuflect in front of the tabernacle.
2. Open the tabernacle and take out the ciborium containing the Body of Christ (consecrated hosts).
3. Close the door of the tabernacle.

Returning host to the tabernacle.

1. Take the ciborium containing the hosts to the tabernacle.
2. Do not genuflect when you reach the tabernacle.
3. Open the door of the tabernacle and place the ciborium inside.
4. Genuflect before the open tabernacle,
5. Close the tabernacle door.

HELPFUL REMINDERS

1. **If you make a mistake, do not look like you are making a mistake.**
Keep going. Most people will not know if you are doing the right thing or not. It is important to know what you are doing and to look like you know what you are doing. It is better to continue an action begun than to look confused and distract the congregation.
2. **EMs should do things together.** When going to the altar, bowing before or after performing their ministry, EMs should be together.
3. **Wear the symbol of your office as a Minister of the Eucharist.** The Eucharistic Minister's symbol, the EM cross, should be worn whenever you are acting in your capacity as a Eucharistic Minister: at Mass, taking Eucharist to the sick, leading a Communion Service.
4. **If you are unable to perform your ministry** on the day or time assigned to you, it is your responsibility to procure someone to fill in for you. Contact another EM and be sure to give them enough time to prepare themselves. Do not wait to the "last minute".

DO'S AND DON'TS FOR EUCHARISTIC MINISTERS

1. Do have clean hands and fingers when offering the Body of Christ .
2. Do take time to prepare yourself prayerfully every time you will serve as a Minister of Eucharist.
3. Do continue to grow in your personal knowledge of the Mass and your personal devotion to the Most Holy Eucharist. Your reverence will inspire reverence in those who receive from your hands.
4. Dress appropriately. Jeans, shorts, T-shirts (especially with a saying on them) piercings, overly decorated finger nails that would distract the attention of those receiving the Lord from you are inappropriate. The Eucharist is the main focus of ministering Holy Communion. Don't wear anything that would distract that focus.
5. Do participate fully in the parts of the Mass. Listen, sing, join in the responses. Strive to be a positive example encouraging and inspiring your brothers and sisters.

6. Do affirm those you give Eucharist to. Make eye contact with them. Eye contact and a smile speak eloquently of the special relationship we share as Catholic Christians. Let them see in your eyes the way God looks at them.
7. Do say the words, "The Body of Christ", or "The Blood of Christ" with your heart, with faith. Saying the same words over and over may tempt you to let them become routine. Every time you give Communion is a sacred moment. Be focused and work to make it so.
8. Do take your time. Don't rush your words or your movements. Do give each person the time to respond with "Amen".
9. Do be prepared for the unexpected: A child reaching out to grab a host or a chalice as their parent receives Communion; a Communicant who waits till the last moment to indicate whether they wish to receive the Eucharist in their hand or on their tongue; a host dropped.
10. Do arrive early so you will have time to prepare yourself and the things you will need for your ministry.
11. Do come forward if you are needed to serve as a Eucharistic Minister even if you are not assigned.
12. Do participate the celebration of the Eucharist as often as you can. Remember your personal devotion and witness to the mystery of Christ present in the Eucharist will both guide your ministry and touch those you are chosen to minister to.
13. Do be careful when you are cleaning the sacred vessels. Be careful not to scratch them with rings or other jewelry you may have on.

DON'TS

1. Don't rush your movements or your words when performing your ministry.
2. Don't give Communion with dirty hands or finger nails.
3. Don't panic if a host drops or wine spills. Be calm and immediately reassure the person it's okay. Accidents happen.

4. Don't serve as a Eucharistic Minister if you are ill or have a cold.
5. Don't do more than one particular ministry at any one Eucharistic Celebration. For example, don't be lector and Eucharistic Minister at the same Mass.
6. Don't show by your expression or gestures that you disapprove of someone's actions or behaviors, or those of their children. You are an instrument of Jesus Christ.
7. Don't do two things at the same time. For example, don't walk and bow at the same time. Don't walk and take something off the altar. Always stop before you bow. Always stop before you do something else.
8. Don't be afraid to make a mistake. Everyone makes mistakes. The important thing is to prepare well and then learn as you go.
9. Don't forget you are always a Eucharistic Minister even when you are not performing your ministry at a given Mass. Strive to be a model for others by your reverence and participation in the Eucharistic Celebration.
10. Don't forget to wear your EM symbol.
11. Don't forget you heard it here first!

MINISTERS OF THE EUCHARIST



ADMINISTERING
COMMUNION TO THE SICK

INTRODUCTION

One of the duties of a Eucharistic minister is taking Holy Communion to the sick and those unable to share in the communal celebration of the Eucharist.

“It is proper that those who are prevented from being present at the communities celebration should be refreshed with the Eucharist. In this way they may realize that they are united not only with the Lord’s sacrifice but also with the community itself and are supported by the love of their brothers and sisters.” (A Ritual for Laypersons, p. 3, 1993)

“Because the sick are prevented from celebrating the Eucharist with the rest of the community, the most important visits are those during which they receive Holy Communion. In receiving the Body and Blood of Christ the sick are united sacramentally to the Lord and are united with the Eucharistic community from which illness has separated them.” (Pastoral Care of the Sick, National Conference of Catholic Bishops, # 51)

The ritual for giving Holy Communion outside of the Mass is standard, but allows for changes depending on the situation and needs of the person you are administering Communion to. There is an ordinary rite and a short form. The ordinary rite is longer and offers several options. It is the rite of preference because it is closer to the ritual of the Mass especially in its use of scripture readings. The shorter rite is recommended for use with those who are seriously ill, especially those in great pain. Such people may not have the strength to endure but a brief service. The Eucharistic Minister must evaluate the needs of the person(s) and their situation in considering which form to use.

Ministering to the sick is a special ministry. The Lord Jesus had a special concern and ministry to the sick. Christ continues His ministry through you as His Eucharistic minister. Do as Christ did. Every person is different. Illness effects people differently. Every person has their own unique way of dealing with illness and with the pain, questions, fears, and needs illness brings. No illness is ordinary or routine to the person suffering it. As a hospital chaplain once observed, “Every operation is a major operation, whether it is heart bypass or an ingrown toenail, when it is happening to me!”


As a Eucharistic Minister you will minister to people who are experiencing a difficult, traumatic, threatening moment in their life. You will also be ministering to their families and friends. Illness disrupts our lives and sometimes tests our faith. There may be anger, fear, guilt, denial, loneliness. Illness may bring a person closer to those they love, or their family may avoid the sick person not wanting to face the problem. For some illness is the natural

result of life coming to an end. For others illness may be unexpected and sudden. Some people react to illness with depression and wanting to be left alone. Others need someone to listen to them, to let them talk about their fears. Death, possible or imminent, touches the sick, their family and friends in different ways at different times. There are stages a sick person and a dying person go through: denial, anger, bargaining, acceptance. There is no normal way or time it takes to do reach acceptance. Some people need be told it is okay to die. Others need to have someone to let them talk about their illness or about how they feel about dying.

A Eucharistic Minister must be aware of his/her personal feelings about illness and death as they minister to others. Hospitals can be wonderful opportunities for healing and grace, or they can be frightening and depressing places. Be aware, sensitive, and perceptive of your own need and feelings as well as those of the sick person, their family and friends. The Eucharistic Minister is Christ present and the Eucharistic community present to the sick person. Through you the Body of Christ (the Eucharist and the Church) ministers to the spiritual and emotional needs of those who are sick among us: the elderly, the sick, the dying -- and those touched by the old age, illness, and dying of those they love.

“I was sick and you cared for me,
Whatever you did for one of these
you did for me.”

Mt. 25:36,40



ORDINARY RITE
Administering Holy Communion to the Sick
by a Special Minister of Eucharist

Introductory Rites
Sign of the Cross and Greeting
Penitential Rite
Celebration of the Word of God
Reading of Scripture
Communion
Lord's Prayer
Sign of Peace
Invitation to Communion
Communion
Silence/Communion Song
Concluding Prayer
Concluding Rite
Blessing

Short Form

Introductory Rites
Greeting
Penitential Rite
Short Scripture Reading
Communion
Lord's Prayer
Invitation to Communion
Communion
Concluding Prayer
Concluding Rite
Blessing

ADMINISTRATION OF COMMUNION TO THE SICK BY A EUCHARISTIC MINISTER

GREETING

Minister: **In the name of the Father, and of the Son, and of the Holy Spirit.**

All: Amen.

Minister: **May the grace and peace of our Lord Jesus Christ be with us.**

**My brothers and sisters,
to prepare ourselves for this celebration
and to receive our Lord in Holy Communion,
let us call to mind our sins.**

PENITENTIAL RITE

Minister: **I confess**

All: **to Almighty God,
and to you, my brothers and sisters,
that I have sinned through my own fault
in my thoughts and in my words,
what I have done,
and in what I have failed to do;
and I ask Blessed Mary, ever virgin,
all the angels and saints,
and you, my brothers and sisters,
to pray for me to the Lord, our God.**

Minister: **May Almighty God have mercy on us,
forgive us our sins,
and bring us to everlasting life.**

All: Amen.

READING OF THE WORD

*Readings of the Sunday or another passage such as Jn. 14:6; 14:23; 15:4;
I Cor. 11:26; 1 Jn 4:16.*

If a family member or friend is present, Minister may ask them to do the reading.

A Reading from the Gospel of Saint John.

“Those who eat my flesh and drink my blood have eternal life,
and I will raise them up on the last day.
For my flesh is true food, and my blood is true drink.
Those who eat my flesh and drink my blood
remain in me and I in them.
Just as the living Father sent me
and I have life because of the Father,
so also the one who feeds on me will have life
because of me.
This is the bread that came down from heaven.
Unlike your ancestors who ate and still died,
whoever eats this bread will live forever.
The Gospel of the Lord.

All: Praise to You, Lord Jesus Christ.

[Quiet moment for Reflection]

HOLY COMMUNION

LORD'S PRAYER

Minister: **Now let us pray together to the Father in the words
given us by our Lord Jesus Christ.**

All: Our Father,
who art in Heaven,
hallowed be thy name;
Thy kingdom come,
thy will be done on earth as it is in heaven.
Give us this day our daily bread,
and forgive us our trespasses
as we forgive those who trespass against us.
And lead us not into temptation,
but deliver us from evil.
Amen.

Minister shows the holy Eucharist, saying

Minister: **This is the Lamb of God
who takes away the sins of the world.
Happy are those who are called to his supper.**

All: Lord, I am not worthy to receive you,
but only say the word and I shall be healed.

Minister goes to the sick person and, showing him or her the Eucharist, says:

Minister: **The Body of Christ.**

Sick person responds: **Amen.**

Minister gives Communion to those ministering to the sick person, family, and others participating in the Communion Service.

[Pause for silent thanksgiving]

CONCLUDING PRAYER

Minister: **Let us pray.**

**God our Father, almighty and eternal,
we confidently call upon you,
that the Body of Christ
which our brother(sister) has received
may bring him(her)
lasting health in mind and body.
We ask this through Christ our Lord.**


All: Amen.

BLESSING

Minister invokes God's blessing, and crossing him/herself says:

Minister: **May the Lord bless us,
protect us from all evil
and bring us to everlasting life.**

All: Amen.



SHORT RITE OF COMMUNION TO THE SICK

GREETING

Minister: **In the name of the Father, and of the Son, and of the Holy Spirit.**

All: Amen.

Minister: **Let us prepare to receive our Lord in Holy Communion by placing ourselves in His presence and confessing our need of his mercy and forgiveness.**

[Brief pause]

Minister: **Lord, you were sent to heal us.
Lord, have mercy.**

All: Lord, have mercy.

Minister: **Christ, you came to call us to the Father.
Christ, have mercy.**

All: Christ, have mercy.

Minister: **Lord, you plead for us with God our Father.
Lord, have mercy.**

All: Lord, have mercy.

Minister: **May almighty God have mercy on us,
forgive us our sins,
and bring us to ever lasting life.**

COMMUNION RITE

Lord's Prayer

Minister: **Let us pray to God our Father in the words
the Lord Jesus taught us.**

All: Our Father,
who art in heaven,
hallowed be thy name.
Thy kingdom come,
Thy will be done on earth

as it is in heaven.
Give us this day our daily bread,
and forgive us our trespasses
as we forgive those who trespass against us.
Lead us not into temptation,
but deliver us from ever.
Amen.

INVITATION TO COMMUNION

Minister, showing the host to the sick person, says:

Minister: **This is the Lamb of God
who takes away the sins of the world.
Happy are those who are called to receive Him.**
All: Lord, I am not worthy to receive you,
but only say the word and I shall be healed.

COMMUNION

Minister goes to the sick person and, showing the host, says:

Minister: **The Body of Christ.**
Each person: Amen.

[Silent time for Thanksgiving]

CONCLUDING PRAYER

Minister: **Let us pray.
Lord, we pray for _____.
May the Eucharist give him(her) peace.
May your grace return him(her) to health
so he(she) may be restored to your service.
Fill his(her) heart with the peace only you can give.
We pray in the name of Jesus, our Lord.**
All: Amen.

BLESSING

Minister: **May the Lord bless us,
protect us from all evil,
and bring us to everlasting life.** All: Amen.

Practical Questions

1. The Eucharistic Minister should inform the pastor prior to taking Communion to the sick. The minister acts only with the permission of the pastor.
2. When taken to the sick or shut-ins, the Eucharist is carried in a pyx, a special vessel. Sufficient hosts are consecrated at Mass for this purpose or hosts may be taken from the tabernacle.
3. When taking the Eucharist to the sick or shut-ins, the Eucharistic Minister must go directly to the person(s). It is forbidden to carry the Eucharist on one's person other than for the express purpose of giving Communion to the sick. Hosts not distributed should be returned to the tabernacle immediately after visiting the sick. Under no circumstances keep the Eucharist on your person or in your car or home until it is "convenient" to return the Eucharist to church.
4. If possible, contact the person(s) to whom you will take Communion beforehand. This allows them time to prepare and makes clear the purpose of your visit.
5. As soon as the Eucharistic Minister arrives at the home or hospital room, the minister should make clear they are there to give Communion. The Communion service should begin immediately. Take a moment to greet the person, but as soon as possible begin the Communion service. It is inappropriate to spend thirty minutes chatting, then announce the presence of Christ in the Eucharist.
6. If there is a radio or television playing, request it be turned down or completely off.
7. When family members or friends are present, invite them to participate in the Communion service. Before beginning the service, ask if anyone else present desires to receive the Eucharist during the service. It is always wise to take enough hosts in the event there are others present when the minister visits the sick person.
8. Church law requires anyone who wishes to receive Communion to fast from food and drink (except water and medicine) for one hour before receiving. **However, those who are advanced in age or who suffer from any infirmity, as well as those who take care of them, can receive the Most Holy Eucharist even if they have taken something in the previous hour. (Canon Law 919:3)**

9. The Church permits those present other than the sick person to receive Communion if they participate in the Communion service even if they have already received the Eucharist at Mass on that same day. Those who take care of the sick are dispensed from the laws of the Eucharistic fast and also from the law of attending Mass even on Sunday if they can not reasonably do so.

10. Illness and medication may result in a dry mouth and difficulty swallowing. Ask the sick person if they would like a **drink of water** before receiving the host or afterward to help the host dissolve. Assure them this is permitted by the Church and encourage them to do so if it would assist them in receiving the Eucharist.

When giving Communion to the sick, a **small piece of the host** may be broken and given to the sick person instead of a whole host. The smaller piece is easier to swallow or dissolve.

11. A sick person may be conscious of sins they have committed which have not yet been forgiven through the sacrament of Penance and Reconciliation. When arranging to visit to the sick, gracefully ask *if they would like to receive Holy Communion*. Some who are sick do not feel comfortable saying no to the kindness of the Eucharistic minister in bringing them Communion, but they also feel uncomfortable about receiving Communion without going to Confession first. When contacting the sick person or family members, inquire if the sick person “would like to receive Communion”. The Eucharistic Minister may visit the person, read scripture and pray with a person who for whatever reason may not wish or feel worthy to receive Communion.

12. Always ask the sick person and or the family members if they would like a priest to visit them. The minister need not bring up the topic of Confession. It is more pastorally sensitive to let the need for penance be quietly implied by the desire to see a priest.

13. Some people do not feel comfortable receiving the Eucharist from a lay minister. They will receive only from the hand of a priest. Respect their wishes, and do not take it as a personal put down. Eucharistic ministers are relatively new in the life of the Church. Some, especially older Catholics, feel more comfortable receiving from a priest. Do not show in any way what you might feel when someone says “thanks, but no thanks” to you. Remember, you are there to minister to their needs as they see their needs, not to your need for affirmation and their needs the way you see them.

14. After giving Communion, the minister may remain and visit with the sick person. However, keep in mind the person is sick. The length of a visit is


determined by the sick person. A shut-in often enjoys a lengthy visit to catch up on news of the parish. A sick person often enjoys a brief visit, but can be worn out by a talkative minister's long visit, even fighting off much needed rest to endure it.

15. Hospital visits require skills of observation and sensitivity. Notice everything. As the minister enters the room, he/she should observe the entire room, the sick person, and others before reaching the hospital bed. Notice if the room is light or dark. Are the blinds open or shut? Are there cards and flowers or is the room bare? Is the person awake or asleep? Does the person respond to your presence immediately or slowly? Notice the body language and mood not only of the sick person but of family members present. You are there to minister to everyone there.

16. It is generally preferable to visit hospitals in the afternoon or evening rather than in the morning hours. Mornings are given to baths and medical tests. Most hospital staff respect the visit of a pastoral minister and will postpone all but necessary interruptions. However, make every effort to avoid disrupting the tasks of care-givers whenever possible.

17. In the presence of the sick person, avoid talking about them in the third person as if they were not there (or already dead). The primary focus of the ministers visit is the sick person. Involve the person in all conversations, especially when the conversation is about them. Family members may talk about the person in the bed as "he" or "she", and often do, but the minister should direct the conversation to involve the sick person.

MINISTERS OF THE EUCHARIST



Session 3

LEADING A COMMUNION SERVICE

Introduction

One of the duties of a Eucharistic Minister is to lead the church community in Communion services in the absence of a priest or deacon. Some parishes no longer have the grace of a resident priest. A trained lay person or religious administers the church. Such lay administrators conduct daily communion services. The priest, who resides in another church, celebrates Mass on Sundays for the community. If a priest is not available, the Sunday Celebration is presided over by the lay minister. In 1994, the National Conference of American Bishops published a Ritual Book entitled "*Sunday Celebrations in the Absence of a Priest*". The book is similar to the Sacramentary used by a priest to celebrate Mass.

"In the absence of both a priest and a deacon, upon the request and recommendation of the pastor, the bishop is to appoint persons, lay or religious, who are to be entrusted with the care of leading celebrations, namely, with leading the prayers, with the ministry of the word, and, when it is to be included in the celebration, with giving holy communion."

A Communion service conducted by a lay person is not the same as a Mass. Only a priest has the power to consecrate the Body and Blood of Christ. Lay communion services use hosts consecrated by a priest at Mass either at an earlier time or in another church. The Eucharist is reserved in the tabernacle for such a service and/or for use in taking Communion to the sick and shut-ins.

Eucharistic Ministers are to be duly trained and instructed in conducting Eucharistic services in the absence of a priest. Occasions that may require a Eucharistic Minister to lead a Communion service are:


1. No priest is present or available.
2. Priest is ill and unable to celebrate Mass.
3. No scheduled daily Mass.

In some cases, a Eucharistic Minister may be asked to lead a Communion service when there is a priest present. While this is not the norm, it is a way of instructing the people such services are done with the authorization and blessing of the Church. A priest receiving the Eucharist from the hands of a Eucharistic Minister is an effective way of teaching the assembly the sacredness of such services. It is also a faith moment for both the lay minister and the priest. While such moments are not the norm and are not encouraged as a general practice, they are valuable catechetical moments for the church community.

To distribute the Eucharist is a grace-filled moment for a Eucharistic Minister. To lead the congregation in prayer and Eucharist is a peak spiritual experience for the lay minister and the congregation. After leading her first Communion service, a Eucharistic Minister spontaneously shared with me: "Everyone should have this experience. It is so beautiful, so sacred!". There were tears in her eyes. Not everyone is called or gifted to lead others in a Communion Service. It is an encounter with God and His people reserved for those who are chosen and trained.

Leading a Communion service requires training and *practice, practice, practice*. The ritual and gestures that seem so natural and effortless as we watch a priest perform them, are neither natural nor effortless, only practiced over and over so they appear natural and without effort. A priest who has been ordained for only ten years has said Mass, saying the same words and performing the same actions each time, over 4,000 times. When I was first ordained a priest, I was very nervous (petrified actually) as I got up to give my very first sermon. I have been preaching now for about 30 years and have preached roughly 10,500 sermons. I am still nervous (petrified actually) every time I stand up to preach. The trick is not to let it show. It takes time and practice to perfect the gestures and art of leading a community of people in prayer. As one wise old priest told me, "When you are no longer nervous as you get up to preach, you will no longer be worth listening to."

Be patient with yourself. You may have noticed every priest says the same words and performs the same actions of Mass, but every Mass is "different". The person and style of a priest are reflected in how he says Mass. It is the same with Eucharistic Ministers. The actions and gestures are the same, but every Eucharistic Minister is different. Your faith, your skill, your personality are all parts of you and of the Mystery of the Eucharist, and how you lead others to share their faith, their skills, their personalities in the celebration of the Eucharist. Do not be afraid to let your faith and devotion come through as you lead a Communion Service. You are the leader. Lead by example and the words will take care of themselves (with practice).



Elements of a Communion Service

Entrance Hymn

1. Introduction and Penitential Rite
2. Scripture Readings
3. Reflection on Scripture Readings
4. Prayers of the Faithful
5. Our Father
6. Sign of Peace
7. Communion Rite

Communion Hymn

8. Silent Thanksgiving
9. Closing prayer
10. Dismissal

Recessional Hymn

A Eucharistic Minister has many options in preparing a Communion Service. There are various words that may be used to introduce the service, selection of scripture readings, and other options. For the sake of instruction, we will use one model Communion service as an example. Then we will go back through the service indicating various changes and options.

The Eucharistic Minister should try to involve as many in the service as possible. He/she should avoid doing everything in the service. The EM should coordinate lectors, a cross bearer, music ministers, other Eucharistic Ministers who will be part of the service (if there will be a large number of people receiving Communion). The more people who are involved, the more the people will be involved.


PREPARATIONS

1. Select readings and lectors.
2. Prepare or ask someone to prepare the Prayers of the Faithful.
3. Select music in consultation with music ministers.
4. Practice your parts and gestures.
 - Ask a friend or EM to help you rehearse and offer suggestions.
5. Select any other ministers who will be needed.
6. Consider the environment of the sanctuary. Will you use any special symbols, flowers, colors, candles, or other items?

IMMEDIATE PREPARATIONS

- A. Arrive at church early to prepare yourself and the church.
- B. Make sure heat or AC is on; lights on.
- C. Light Candles
- D. Place key in the tabernacle
- E. Prepare any books to be used: Lectionary open to right page, sacramentary open to prayers.
- F. Make sure all ministers are prepared and have materials needed.
- G. Take a few minutes to quiet yourself in prayer before beginning.

**A
WEEKDAY
COMMUNION SERVICE**



**LEAD BY
A LAY MINISTER OF THE
EUCHARIST**

ENTRANCE

Entrance procession may include a solemn procession lead by the cross bearer, acolytes with candles, lectors, Eucharistic Ministers with the presiding Eucharistic Minister. A simple entrance has the Eucharistic Minister enter alone either from the back of church or simply into the sanctuary.

Eucharistic Minister (EM) goes to the front of the altar, center, and BOWS. Then EM goes either to the back of the altar to begin the service or to the presidential chair.

PENITENTIAL RITE

Minister: **In the Name of the Father, and of the Son, and of the Holy Spirit.**

All: Amen.

Minister: **Let us prepare ourselves to receive the Lord Jesus in Holy Communion. Let us place ourselves in God's presence, confess our sinfulness, and pray for God's mercy.**

[*Pause*]

Minister: **Lord, you were sent to heal us. Lord, have mercy.**

All: Lord, have mercy.

Minister: **Christ, you came to call sinners. Christ, have mercy.**

All: Christ, have mercy.

Minister: **Lord, you plead for us at the right hand of the Father. Lord, have mercy.**

All: Lord, have mercy.

Minister: **May Almighty God have mercy on us,
forgive us our sins,
and bring us to everlasting life.**

All: Amen.

OPENING PRAYER

The opening prayer may be taken from the opening prayer of the preceding Sunday, the prayer of the day (feast day) or may be spontaneous. An example follows.

Minister: **Let us pray.** (Extend Arms out in Orans position)

Minister: (*extending arms outward in prayer*)

**Almighty God and Father,
we gather here in the name of Jesus your Son.
May the Holy Spirit fill our hearts with His Presence.
Touched by your Word in the Scriptures
help us to receive Your Son with reverence and devotion.
We ask this in the name of Jesus, Your Son,
who lives and reigns with You
in the unity of the Holy Spirit,
forever and ever.**

All: Amen.

SCRIPTURE READINGS

The Scripture readings are those “of the day”. On Sundays and Solemn Feast Days there are three readings; on weekdays there are only two readings.

The presiding EM may read the Gospel or choose another to do so.

There may be a reflection on the readings after the reading of the Gospel. This reflection may be given by the presiding EM or another person, or a period of silent reflection may be substituted for the reflection.

Minister: **Let us listen to God’s word spoken through the Scriptures.**

Reader 1: First Reading

Psalm Response

Minister: Gospel Reading

[Reflection on the Word of God]

Minister: **Please be seated and let us quietly reflect on God’s Word to us.**

PRAYERS OF THE FAITHFUL

The Prayers of the Faithful may be lead by the presiding Eucharistic Minister or by another chosen to do so. Ideally, the EM introduces the prayers and offers the concluding prayer while another reads the actual petitions.

Minister: **Let us offer our prayers and petitions to God our Father.**

1. In thanksgiving for the gift of the Most Holy Eucharist and for an increase of our faith in this holy mystery, let us pray to the Lord.

All: Lord, hear our prayer.

2. Let us pray for those who are sick and suffering that they may be restored to health, let us pray to the Lord.

All: Lord, hear our prayer.

3. For the Church, for Pope Benedict, for our Bishop, for priests and religious, and for all who do the work of the Church, let us pray to the Lord.

All: Lord, hear our prayer.

4. For God's blessing and the guidance of the Holy Spirit on our parish; for our religious education programs, for all who share their time and talents in the name of the Lord, let us pray to the Lord.

All: Lord, hear our prayer.

5. Let us pray for those who have died, that God may look mercifully upon them and grant them eternal life. Let us pray to the Lord.

All: Lord, hear our prayer.

6. Please, offer any special prayers or intentions you may have, either out loud or silently in your hearts.

[Pause]

Minister: **God, our heavenly Father,
hear our prayers.
We pray in the name of the Lord, Jesus Christ,
who lives and reigns with You and the Holy Spirit,
one God forever and ever.**

All: Amen.

COMMUNION RITE

After the Prayers of the Faithful, the Eucharistic Minister goes to the tabernacle, genuflects before opening it, opens the tabernacle door and takes the ciborium of consecrated hosts from the tabernacle to the altar. After placing the Eucharist on the altar (on the corporal in the middle of the altar), the EM genuflects and begins the Communion Rite.

OUR FATHER

Minister: **Let us pray with confidence to the Father in the words
our Lord Jesus taught us.**

All: Our Father
who art in Heaven,
hallowed be thy name;
Thy kingdom come,
Thy will be done on earth
as it is in Heaven.
Give us this day our daily bread,
and forgive us our trespasses
as we forgive those who trespass against us;
and lead us not into temptation,
but deliver us from evil.
Amen.

SIGN OF PEACE

Minister: **In the love of Christ, let us offer one another a sign of peace.**

LAMB OF GOD

The minister begins the “Lamb of God”

Minister: **Lamb of God who takes away the sins of the world,
have mercy on us.
Lamb of God who takes away the sins of the world,
have mercy on us.
Lamb of God who takes away the sins of the world,
grant us peace.**

The minister genuflects. Taking the host, the minister raises it slightly over the vessel or ciborium and, facing the people says:

Minister: **This is the Lamb of God**

**who takes away the sins of the World.
Happy are those who are called to his supper.**

All: Lord, I am not worthy to receive you
but only say the word and I shall be healed.

Minister: **May the Body of Christ bring us to everlasting life.**

Eucharistic Minister reverently consumes the Body of Christ.
Then, takes the ciborium and goes to distribute the Eucharist to the
assembly.

Minister: **The Body of Christ.**

Communicant: **Amen.**

After Communion, the EM returns the ciborium containing the remaining
hosts to the tabernacle. Place the hosts in the tabernacle, genuflect, then close
the tabernacle door and return to the chair.

[Silent Time of Thanksgiving]

Post Communion Prayer

After the period of silent prayer, the Eucharist Minister stands and offers
the concluding prayer. A lay minister does not raise his hands upward as a priest
or deacon does. The prayer is led with hands folded.

Minister: **Let us pray.** (Extending arms outward in prayer)

**Lord Jesus Christ,
you gave us the Holy Eucharist
as a memorial of your suffering and death.
May our worship of this sacrament of your Body and
Blood help us to experience the salvation you won for us,
and the peace of the Kingdom
where you live with the Father and the Holy Spirit,
forever and ever.**

All: Amen.

BLESSING

Minister: makes the sign of the cross on him/herself while saying::

**May Almighty God bless us,
In the name of the Father, and of the Son, and of the Holy Spirit.**


All: Amen.

DISMISSAL

Minister: **Let us go in the peace of Christ
to love and serve the Lord and one another.**

All: Thanks be to God.

The presiding Eucharistic Minister, and other ministers who entered in the beginning of the service, goes to the front of the altar where they bow. Then turning towards the presence of Christ in the tabernacle, the ministers genuflect and process out of the sanctuary either down the main aisle or to the sacristy.



COMMUNION SERVICE IN THE ABSENCE OF A PRIEST

A Communion Service lead by a Eucharistic Minister offers the church community an opportunity to receive the spiritual nourishment of Christ present in the Eucharist. The Eucharistic Liturgy (Mass) is both ritual and celebration, past and present. As the church community gathers in prayer Christ is present to us and we are present to and with our brothers and sisters in Christ. The goal and the experience of a Communion Service are the same as the goal and experience of the Mass.

The primary elements of the Communion Service are filled with options and possibilities. The creativity and skills of the celebrant at Mass and the minister at a Communion service contribute significantly to the liturgical experience of those present. A knowledge of the many alternative prayers and of the rite is important. The knowledge of the Eucharistic minister and his or her personal holiness are undeniably a factor in the life and worship of a Eucharistic community. We will now look briefly at some of the options in a Communion Service. The situation of the service must be considered. A Communion Service on a weekday with only a few people present limits some options when compared to a Sunday Communion service with a full church and a larger number of ministers involved.

Music

Music is an important element of prayer. Music brings the community together. It a communal action that deepens our awareness we are together. A weekday liturgy often lacks a music minister and singing may be difficult. A Sunday liturgy should involve music and singing as an important part of the Communion Service. An Entrance or Gathering Song, sung responses, music during the offerings, a Communion hymn, and a recessional hymn are all options.

Readings

The scripture readings from the "Mass of the Day" are recommended. Be familiar with the lectionary and how to locate the readings that would be used at Mass if there was one on that day. Some missalettes have a bracketed number after the heading "Reading". It looks like this: (L 311), followed by the citation of the reading, I Sam 15:16-23. The "L" number refers to the number assigned that reading of the day in the Lectionary.

It is *not* the page number. The Lectionary page numbers are on the outside corners of each page. The numbers of the readings are in brackets on the inside corners of the pages. The numbers are consecutive, but not the same as the page numbers.

Once you locate the reading number in brackets, know what liturgical year and cycle you are in. If you don't know if we are in year I or II, or cycle A, B, or C, match the citation in the missalette with the reading. The Ordo is a small paperback book indicating what readings, lectionary numbers, and colors should be used for any given day.

Take time to set up the lectionary for the Communion Service and make sure the readers know which readings to use and where the readings are located.

Greeting and Penitential Rite

There are various forms (words) provided for the Greeting and Penance Rite. The "official" options are in the Sacramentary as examples. You may have noticed the priest uses different penance rites at the beginning of Mass. Those may be used by the Eucharistic Minister. Below is one of the ten options in the sacramentary.

Minister: **Coming together as God's family,
with confidence let us ask the Father's forgiveness,
for he is full of gentleness and compassion.**

[pause]

Minister: **Lord Jesus, you came to reconcile us to one another
and to the Father:
Lord have mercy.**

All: Lord, have mercy.

Minister: **Lord Jesus, you heal the wounds of sin and division:
Christ, have mercy.**

All: Christ, have mercy.

Minister: **Lord Jesus, you intercede for us with your Father:
Lord, have mercy.**

All: Lord, have mercy.

Reflection on the Word of God

When a lay person gives a "homily" it is called a reflection. Only an ordained priest or deacon may give a homily. However, a lay minister may offer reflections on the readings. If you feel courageous enough to

attempt this, remember you are preaching the Gospel of Jesus, not your own gospel. I recommend you begin by offering a reflection at a weekday service. Remember, the key to becoming a Eucharistic minister is practice, practice, and practice. A small group of people you are familiar with may assist you in developing effective preaching.

As the presiding Eucharistic minister you may choose to ask someone else to offer the reflection if you do not feel called to do so.

Words, Movement, & Gestures

Words. Words communicate in many ways. Volume, inflection, pace all increase or decrease the effectively and impact of what is the words say. Eucharistic ministers are speaking publicly to the public. The first rule is to be heard. Know what you are going to say so the words will come out naturally. You are not reading, you are leading a Communion service. If you are nervous, try to speak slowly and pronounce your words clearly.


Movements. A liturgical minister is an actor. Movements should be purposeful and large enough to be seen. What may seem an adequate gesture or movement to you is without meaning if it is too quick or small to be seen. If you take the time to be familiar with the movements and gestures of the ritual, they will appear natural and graceful. If movements are tentative and faltering, they will distract from the prayer experience. Practice, practice, practice.

Gestures. Bows, genuflections, hand movements are done to be seen and to create a dynamic at a given moment. When you invite people to pray with words, it is appropriate to invite them by gesture as well. When you extend your hands or fold them, do it slowly and purposefully. A gesture that is tentative or half-way is not effective and often distracting.

Blessing

A lay person does not bless as a priest or deacon can. When doing the final blessing, the lay minister asks God to bless themselves and those present. Make the sign of the cross. Do not raise your hands and bless those present.

Ministers of the Eucharist



**A Communion Service
In the Absence of a Priest**

INTRODUCTION RITES

When the assembly has gathered, a suitable song may be sung. After the singing, the leader says:

Minister: **In the name of the Father, and of the Son, and of the Holy Spirit.**

All: Amen.

GREETING

Minister: **The grace of our Lord Jesus Christ and the love of God and the fellowship of the Holy Spirit be with you.**

All: And also with you.

INTRODUCTION

Minister: **Let us prepare our hearts and our minds to celebrate our faith in God's presence. God speaks to us through his word and through one another. God dwells with us through the Eucharist and our love for one another. Now, we have gathered in the name of Jesus our Lord. Let us begin by calling to mind our sins and our need of God's mercy and forgiveness.**

PENITENTIAL RITE

Minister: **Lord Jesus, you came to seek out those who were lost: Lord, have mercy.**

All: Lord, have mercy.

Minister: **You came to give your life for the sake of all: Christ, have mercy.**

All: Christ, have mercy.

Minister: **You gather into one family all your children: Lord, have mercy.**

All: Lord, have mercy.

OPENING PRAYER

Minister: Leader invites the community to pray, saying:
Let us pray.

All present pray in silence for a short time.
Leader then extends their arms and says the opening prayer.

Minister: **Ever-living God,
help us to celebrate our joy
in the resurrection of the Lord
and to express in our lives
the love we celebrate.
Grant this through our Lord Jesus Christ, your Son,
who lives and reigns with you and the Holy Spirit
one God, forever and ever.**

All: Amen.

LITURGY OF THE WORD

On Sundays the Liturgy of the Word takes place as at Mass. The readings and psalm are those assigned in the Lectionary for Mass for that particular Sunday.

First Reading

Responsorial Psalm

Second Reading

Gospel Acclamation

Gospel

Homily or Reflection on the Readings

When the leader is a layperson who has not been delegated to preach, the pastor may prepare a homily to be read during the celebration.

After the readings there may be a period of sacred silence for reflection on The Word of God.

PROFESSION OF FAITH

Leader leads the assembly in the profession of faith.

Minister begins the Creed:

**We believe in one God
the Father, the Almighty,
maker of heaven and earth.
of all that is seen and unseen.**

**We believe in one Lord, Jesus Christ,
the only Son of God,
eternally begotten of the Father,
God from God, Light from Light,
true God from true God,
begotten, not made, one in Being with the Father.
Through him all things were made.
For us men and for our salvation,
he came down from heaven.
by the power of the Holy Spirit
he was born of the Virgin Mary, and became man.**

**For our sake he was crucified under Pontius Pilate;
he suffered, died, and was buried.
On the third day he rose again
in fulfillment of the Scriptures;
he ascended into heaven
and is seated at the right hand of the Father.
He will come again in glory to judge the living and
the dead,
and his kingdom will have no end.**

**We believe in the Holy Spirit, the Lord, the giver of life,
who proceeds from the Father and the Son.
With the Father and the Son he is worshipped and
glorified.
He has spoken through the Prophets.
We believe in one holy catholic and apostolic Church.
We acknowledge one baptism for the forgiveness of
sins.
We look for the resurrection of the dead,
and the life of the world to come. Amen.**

GENERAL INTERCESSIONS

The Leader introduces and concludes the Intercessions and an assisting minister or one of those present announces the intentions.

Minister: **With faith in God's promises, let us present our needs and petitions.**

1. For those who live in war-torn lands, that they may witness the cessation of violence and true reconciliation in their lands, let us pray to the Lord.
2. That those who suffer in any way may experience the love and concern of Christ through the generosity of Christ's disciples, let us pray to the Lord.
3. That those who live in darkness and are shunned as outcasts in today's world may receive assistance in their needs and affirmation of their human dignity, let us pray to the Lord.
4. That the gospel of peace and justice may prevail in the hearts of all who resort to violence, let us pray to the Lord.
5. For all men and women who risk loneliness, rejection, and even persecution in their efforts to spread peace and understanding in our world, let us pray to the Lord.
6. For the faithful departed, that they may come to the fullness of God's Kingdom, let us pray to the Lord.
7. For vocations to the priesthood and religious life, especially in our diocese, that there may be sufficient priests to serve all our parishes and communities, let us pray to the Lord.
8. For any special intentions or petitions you would like to offer.

Minister: **Father,
we come before you with faith and love
to praise your goodness
and to acknowledge our needs.
We ask you to hear these prayers we offer
in the name of Jesus the Lord.**

All: Amen.

COMMUNION RITE

Minister goes to the tabernacle, genuflects, then opens the tabernacle door and takes out the ciborium of consecrated hosts. The ciborium is taken to the altar and placed on the corporal. The Minister genuflects again.

Lord's Prayer

The leader invites all present to sing or say the Lord's prayer with these or similar words.

Minister: **Let us pray with confidence to the Father in the words our Savior gave us.** (Minister extends arms in prayer)

All: Our Father, who art in Heaven,
hallowed be thy name;
thy kingdom come;
thy will be done on earth as it is in heaven.
Give us this day our daily bread;
and forgive us our trespasses
as we forgive those who trespass against us;
and lead us not into temptation,
but deliver us from evil.

SIGN OF PEACE

The leader may invite the people to exchange the sign of peace in these or similar words.

Minister: **In the love of Christ we share, let us offer one another a sign of peace.**

INVITATION TO COMMUNION

The leader genuflects. Taking the host, the minister raises it slightly over the vessel or ciborium and, facing the people, says:

Minister: **This is the Lamb of God
who takes away the sins of the World.
Happy are those who are called to his supper.**

All: Lord, I am not worthy to receive you
but only say the word and I shall be healed.

COMMUNION

As the minister prepares to receive the Eucharist, they say:

Minister: **May the body of Christ bring us to everlasting life.**

Communion is given in the usual way.

Minister: **The Body of Christ.**

Each person: Amen.

After Communion the minister returns the ciborium or vessel of remaining hosts to the tabernacle.

The ciborium is placed in the tabernacle, the minister genuflects before the open tabernacle, then closes the tabernacle door.

A period of silence may be observed now or a psalm or hymn may be sung.

PRAYER AFTER COMMUNION

Minister: **Let us pray.** (Extend arms in prayer)

All present pray in silence for a short time. Then the leader says the prayer.

Minister: **Lord,
we thank you for the nourishment you give us
through your holy gift.
Pour out your Spirit upon us
and in the strength of this food from heaven
keep us single-minded in your service.
We ask this in the name of Jesus the Lord.**

All: Amen.

Brief Announcements

Brief announcement concerning parish life and activities may be made before the congregation is dismissed.

BLESSING

Lay minister concludes the celebration by signing himself or herself with the sign of the cross while saying:

Minister: **May the almighty and merciful God bless and protect us,
the Father, and the Son, and the Holy Spirit.**

All: Amen.

DISMISSAL


Minister: **Our celebration is ended.
Let us go in the peace of Christ.**

All: Thanks be to God.

Eucharistic Minister goes in front of the altar, bows, then turns and exits down the main aisle.



**STATIONS OF THE
CROSS
DEVOTIONS
and**



COMMUNION SERVICE

INTRODUCTION

The Stations of the Cross is one of the most popular and moving prayers in Catholic Spirituality. While the Stations are usually prayed only during the season of Lent, they may be prayed at any time.

The following Communion service is used in conjunction with the Stations of the Cross Devotions. Any version of the stations may be used as the first part of the service. The fourteen stations of the cross (fifteen if there is a Resurrection Station) take the place of the Liturgy of the Word, reflection, and intercessions. The lay minister immediately begins the Communion Service at the conclusion of the Stations. In general, the Stations of the Cross devotion stands by itself as a Lenten practice. There is seldom a Mass at the time of the Stations. Combining the scripture stations with an opportunity to celebrate Eucharist with a Communion service offers people the opportunity to receive the Body of Christ after the moving devotion of his death and resurrection, and to do so in a service that is not unduly prolonged in length.

The Stations of the Cross devotion is lead by the Eucharistic Minister. An effort is made to involve other ministers as well: cross bearer, readers, acolytes with candles. The E.M. leading the stations should also lead the Communion Service so the “flow” of the service will be graceful.

Liturgical law states that a Eucharistic Minister may preside over a Communion Service “in the absence of a priest or deacon”. However, I have found it a powerful means of instruction of the people and a personal affirmation of the ministry of the lay minister, to be present and participate in the entire devotion and Communion service. A priest present affirms and validates the entire service initially, but the priest should not be present all the time, at every service conducted by the lay Eucharistic Minister. The initial presence and participation validate and affirm. Constant presence may be misunderstood as being necessary for the lay minister to conduct the service.

In some parishes the pastor is never sick and always present. Lay ministers may have only rare opportunities to exercise the leading of Communion services part of their ministry. This Lenten devotion assures the parish and the Eucharistic Ministers at least five opportunities each year to conduct a Communion Service.

PREPARATIONS

The Eucharistic Minister who will lead the Stations of the Cross Devotions and Communion Service is responsible for the following.

1. **Arrive early** to prepare yourself and the church for the devotions.
2. Make sure the **candles** are lit.
3. Make sure the **tabernacle key** is in the tabernacle.
4. Make sure you have two **readers**. Make sure each knows their part.
5. Make sure you have a **cross-bearer**.
6. Set up the **materials for the Communion Service**.
7. Make sure the **Stations booklets** are out for the people.
8. Take time to **prayerfully prepare yourself** for what you are about to do.
9. Don't forget to **wear the symbol** of your ministry.

COMMUNION SERVICE

After the concluding prayer of the Stations of the Cross, the Eucharistic minister bows to the altar, goes to the tabernacle, genuflects before the tabernacle, opens the tabernacle door, takes out the ciborium of consecrated hosts. Take the ciborium to the altar, place it on the corporal, and genuflect.

Minister: **Let us pray to God our heavenly Father
the prayer Jesus taught us as his disciples.**

All: Our Father,
who art in heaven,
hallowed by thy name;
thy kingdom come,
thy will be done on earth
as it is in heaven.
Give us this day our daily bread,
and forgive us our trespasses
as we forgive those who trespass against us.
Lead us not into temptation,
but deliver us from evil.
Amen.

Minister: **Let us offer each other a sign of peace.**

All: Those present offer a sign of peace to one another.

Minister: After the sign of peace, genuflect before the ciborium, then take a host, raise it slightly over the ciborium and say:

**This is the Lamb of God
who died on the cross to forgive our sins.
This is the Body of Christ
who calls us to love one another.
Blessed are we who are called to receive Him.**

All: Lord, I am not worthy to receive you,
but only say the word and I shall be healed.

Minister: **May the Body of Christ bring us all to everlasting life.**

Minister receives the Body of Christ silently. Pause.
After receiving the Host, the E.M. goes in front of the altar to
Distribute Communion to those present.

Raising a host above the vessel or ciborium, the minister says to each person:

Minister: **The Body of Christ.**

Each person: Amen.

POST COMMUNION

After the Communions, return the ciborium containing the remaining hosts to the tabernacle. Place the ciborium in the tabernacle, then genuflect and close the tabernacle door. Return to your place for a time of silent prayer and thanksgiving.

PRAYER

Standing at the chair or altar, the minister leads the final prayer.

Extending their arms in prayer, the Eucharistic Ministers says:

Minister: **Let us pray.**

**Lord,
hear our prayers.
Through the grace of the Eucharist
help us become one with you and each other.
Join our hearts with yours
so we will love each other as you love us.
We pray in the name of Jesus, the Lord.**

All: Amen.

BLESSING

Minister says the blessing with hands folded, then making the sign of the cross over him/herself.

Minister: **May Almighty God bless us
and keep us in communion with Jesus
and with one another.
In the name of the Father,
and of the Son,
and of the Holy Spirit.**

All: Amen.

DISMISSAL

Minister: **Let us go in the peace of Christ
to love and serve the Lord.**

All: Thanks be to God.

Minister bows in front of the altar, turns toward the tabernacle and genuflects, then leaves the sanctuary either to the sacristy or down main aisle lead by the cross bearer and other ministers.



ALTERNATE POST COMMUNION PRAYER:

**Minister: Lord, Jesus Christ,
you gave us the Eucharist
as the memorial of your suffering and death.
May our worship of this sacrament of your body
and blood
help us to experience the salvation you won for us
and the peace of the kingdom
where you live with the Father and the Holy Spirit
one God, for ever and ever.**

All: Amen.

GLOSSARY

Alleluia: An acclamation before reading the Gospel. “Alleluia” comes from the Hebrew word “hallelujah” meaning “Praise the Lord!”.

Altar Cloth: The cloth that covers the altar like a table cloth. It may be white or it may be the liturgical color of the season (purple, red, green, or white)

Altar Linens: The cloths used during the Eucharistic Liturgy including the Purificator, corporal, pall, finger towel.

Anamnesis: Greek word meaning “memory”. After the consecration of the Mass, Catholics “recall” Christ’s suffering, death, resurrection and ascension, believing that the power of these saving actions of the past are made present through the Eucharist.

Benediction: A Eucharistic devotion celebrated with hymns, prayers, and incense to worship the true presence of Christ in the consecrated host.

Blessed Sacrament: The bread and wine consecrated during Mass becoming the Body and Blood of Jesus Christ.

Book of Gospels: The liturgical book similar to the Lectionary but more ornate in appearance. It contains only the Gospel Readings for Mass.

Breaking of the Bread: Jesus performed the Jewish custom of ceremonially “breaking bread” with prayer as a sign of blessing, sharing, and unity. At the Last Supper this gesture also became the symbol of his sacrificial offering on the cross. During Mass, the consecrated Bread is broken for distribution as Holy Communion. Parallel to the “breaking of the bread” the Word of God is “broken open” in the homily to discover its meaning.

Canon: Another name for the Eucharistic Prayer, the heart of the liturgy of the Eucharist. It begins after the Holy, Holy, Holy (Sanctus) and ends with the Great Amen. It contains the epiclesis (calling down the Holy Spirit upon the gifts of bread and wine) and the words of consecration (also called the “words of institution”) that changes the bread and wine into the Body and Blood of Christ.

Chalice: The word comes from the Latin *calix* meaning a cup or goblet. It is used to contain the wine consecrated at Mass. A Chalice is usually made of gold or silver, but may be made of glass, wood, or other materials. The inside of the cup must be made of a non-porous material or coated so

none of the wine soaks into the chalice.

Ciborium: A sacred vessel used to hold the bread (hosts) consecrated at Mass. Similar to a chalice in shape, the ciborium has a top or lid and a chalice does not.

Collect: A Latin word meaning to “bring together”. The “collect” prayer is part of the Introductory Rites of the Mass and concludes the individual silent prayers of the congregation in preparation for the Liturgy of the Word.

Consecration: The words Jesus spoke at the Last Supper as he changed the bread and wine into His Body and Blood are repeated during the Liturgy of the Eucharist. At that moment, through these words of Jesus spoken by a priest, Jesus becomes truly present. Consecration refers to the actions and words and the moment they take place in the celebration of the Mass. “This is my Body...This is the cup of my Blood.”

Corporal: A square piece of linen cloth placed on the altar upon which the chalice, paten, and ciborium of hosts are placed. All vessels that actually contain the Blessed Sacrament must be placed on the corporal.

Corpus Christi: Latin words meaning “The Body of Christ”. It also refers to the Feast Day of “Corpus Christi” celebrating in a special way the real presence of Jesus Christ in the sacrament of the Eucharist.

Covenant: A sacred relationship between God and his people involving a promise of blessings and attendant rights and duties. God has made several covenants with his people including Abraham (Gn. 17:3-8), Moses (Ex. 19), David (2 Sam. 23:5). Blood was used to “seal” these sacred agreements. Jesus instituted the “new and everlasting covenant” with his blood shed on the cross and present in the Eucharist.

Credence Table: A small side table usually covered with a white cloth that holds the chalice, paten with hosts, cruets for wine and water, a small lavabo dish, purificators, and other items used in the celebration of the Mass.

Doxology: Greek word meaning “invocation”. A prayer recited by the celebrant at Mass before or after the words of institution which asks the Holy Spirit to descend upon and dwell within the bread and wine of the Eucharist.

Eucharist: Greek word meaning “thanksgiving”. The term may refer to the sacrament of the Body and Blood of Christ or to the liturgical celebration of the sacrament.

Eucharistic Minister: also referred to as an “Extraordinary Minister of the Eucharist”, the Eucharistic Minister is a lay person who assists the priest or deacon in distributing Holy Communion to the congregation. In the absence of a priest, a Eucharistic Minister may conduct Communion Services. A Eucharistic Minister may not consecrate the Eucharist, only distribute the Body and Blood of Christ after it has been consecrated by a priest. Eucharistic Ministers may take Communion to the sick and shut in with the permission of the pastor.

Fast: The Eucharistic fast requires those wishing to receive Holy Communion to refrain from food or drink (except water and medication) for one hour before receiving Holy Communion. The sick and elderly are not required to keep this period of fast.

Host: The unleavened bread consecrated during Mass.

Kyrie Eleison: Greek words meaning “Lord, have mercy”. A three-fold litany for mercy and forgiveness at the beginning of Mass. It may be sung or recited in English or in the original Greek.

Laity: From a Greek word meaning “people”. Members of the Church who are not ordained to a special order of ministry such as priesthood.

Lavabo: The ceremonial washing of hands by the priest during Mass that gets its name from the Latin word “*lavabo*” meaning “I will wash”.

Lectern: The stand from which the Word of God is read and proclaimed during the celebration of the Liturgy. It is sometimes called the “pulpit”. In some churches the readings are done from a lectern, then the gospel and homily are read from another stand called the pulpit.

Lectiary: The book containing the scripture readings used in the celebration of the Mass. The readings are done over a three year cycle and contain most, but not all, of the bible.

Liturgy: Greek word meaning “public service or action”. The public worship of the Church offered to God the Father through Jesus. Another word for the celebration of the Mass, the Eucharistic Liturgy which is divided into the Liturgy of the Word followed by the Liturgy of the Eucharist.

Mass: Another word for the Liturgical celebration of the Eucharist. The complete phrase is the “Order of the Mass”. The word “mass” comes

from the Latin, *missa*, part of the phrase “*Ite missa est*”, “the Mass is ended”.

Missal: The book containing the prayers, formulas, rites and blessings used in the celebration of Masses through the liturgical year. It is officially known as the Roman Missal or Sacramentary.

Monstrance: The sacred vessel used for exposition and adoration of the Blessed Sacrament. Its name comes from the Latin verb *monstrare* which means “to show”.

Pall: A piece of still linen, cardboard or acrylic, covered with linen, usually between four and seven inches square, used to cover the chalice at Mass. The cloth spread over a coffin at funeral Masses is also called a pall.

Paten: The dish-like vessel that contains the species of bread at Mass. The hosts to be received by the congregation are small and contained in the ciborium. The large host used by the priest is placed on this dish-like vessel. The paten compliments the chalice in design and material and is sometimes placed on top of the chalice initially.

Prayers of the Faithful: After the Creed, prayers are offered for the needs of the universal Church, for public government, for those suffering, those in need, for the local church. The prayers of the faithful are also known as the “General Intercessions”.

Purificator: A linen cloth used to dry the sacred vessels after Holy Communion. It is rectangular in shape with a cross embroidered towards one end.

Pyx: Derived from the Greek word *pyxis* referring to a box-shaped vessel originally made of wood and used as a receptacle for the Blessed Sacrament. Today the pyx is a container made of metal, generally silver or gold, for bring Communion to the sick. It is also the name given the vessel containing the large host placed in the monstrance for Exposition and benediction.

Real Presence: The Catholic belief that the risen Christ is really, actually, truly present in the bread and wine of the Eucharist.

Sacramentary: Also known simply as “The Book”, it contains all of the prayers rites, blessings, and rubrics for the celebration of the Mass. It is the large book on the altar during the celebration of the Eucharist.


Sacristy: A room adjacent to the sanctuary or near the main entrance of the

church that contains the vessels, vestments, and other items necessary in the celebration of the Mass and other sacraments.

Sanctuary: The part of the church where the altar is located, extending to and including the communion stations.

Side Table: The side table is positioned in the sanctuary. It is where the chalices, purificators, paten, and sacramentary are placed prior to Mass.

Transubstantiation: Refers to the change or conversion of the bread and wine into the Body and Blood of Christ that takes place as the words of consecration are spoken over them by the priest. Their appearance remains the same as before, but the “substance” becomes the Body and Blood of Jesus Christ.



Eucharistic Minister Commitment

With faith Almighty God will give me the grace I lack, I accept His call to serve the Church, my brothers and sisters, as a Special Minister of the Most Holy Eucharist. I commit myself to faithfully carrying out this sacred office for the term of three years.

I accept the responsibility of being an example of Christian Catholic living in faith and conduct. I affirm my desire to grow in holiness and in devotion to Christ present in the Sacrament of unity and peace. I believe, though many, we are one body because we share the one bread and one cup.

I acknowledge the Eucharistic ministry I accept requires of me a greater obedience to the Lord's command to love my brothers and sisters in Christ.

I resolve to undertake this office of Eucharistic ministry with all my heart. I promise to do all in my power to bring about unity and peace in myself and all I serve in Christ's name.

I promise to minister the Holy Eucharist with the utmost reverence and love. I acknowledge my personal obligation to deepen my devotion to the presence of the Lord Jesus in the Most Holy Eucharist so that I may better witness to Christ present among us through the power of this most blessed Sacrament.

I ask Almighty God, the Father, the Son, and the Holy Spirit to bless and guide me as I give the Bread of Life and the Cup of eternal Salvation to God's people, my brothers and sisters in the Lord. Strengthened by this Sacrament, may I come at last to the banquet of Heaven where Jesus is Lord forever and ever.


(Eucharistic Minister)

(Date)

(Pastor)

Special Ministers of the Eucharist

COMMISSIONING CEREMONY



INSTITUTION OF EUCHARISTIC MINISTERS

After the homily, the priest calls the candidates to come forward before the church community they will serve as Ministers of the Eucharist.

**Priest: As I call their names, I ask those who would be instituted as
Extraordinary Ministers of the Eucharist to come forward.**

[Each candidate is called by Name]

INSTRUCTION

Priest:

As people chosen to be ministers of the Most Holy Eucharist, you will have a special role in the Church's life and ministry. The Eucharist is the sun and center of the Church's life as a Eucharistic community. It builds up the Christian community and makes it grow. As Ministers of the Eucharist it will be your responsibility to assist the priest in carrying out his ministry: to distribute the Eucharist at Mass, take Holy Communion to the sick and confined, and, in the absence of a priest, to lead this church community in prayer and nourish them with the Eucharist.

Because you are specially called to this ministry, you must strive to live more fully the Gospel of Jesus and be molded more perfectly in his likeness. You should seek to understand the deep spiritual meaning of what you do, so that you may offer yourselves daily to God as spiritual sacrifices to him through Jesus Christ.

In performing your ministry bear in mind that, as you share the one bread with your brothers and sisters, so you form one body with them. Show a sincere love for Christ's mystical body, God's holy people, especially those who are weak and the sick. Be obedient to the commandment the Lord gave to his apostles as that the first Eucharist: "Love one another as I have loved you."

BLESSING OF CANDIDATES

Addressing the congregation, the priest says:

**Minister: My brothers and sisters,
Let us pray to the Lord
for those who are chosen
to serve us as Eucharistic Ministers.
Let us ask God to fill them with his blessing
and strengthen them for faithful service in the Church.**

**Please extend your right hands over our candidates
and join your hearts in asking God's blessing
for them as they accept God's call to serve as
Ministers of the Most Holy Eucharist.**

Minister: **Heavenly Father,
in your great love for us
you gave us the life of your Son, Jesus.
He lives with us and through us
in the grace of His Body and Blood.**

**Bless [+] our brothers and sisters
who have been chosen to become Ministers of your most
holy Eucharist.
Grant that they may be faithful
in the service of your altar and
in their ministry to your people.
May they grow always in faith and love;
may they become the Eucharist they offer to others;
may their hearts be filled with reverence for you
and for those they serve.**

**We offer our prayer
and ask this blessing
through our Lord Jesus Christ
who lives and reigns with you and the Holy Spirit,
one God, our God,
forever and ever.**

All: **Amen.**

CONFERRAL OF EUCHARISTIC MINISTER CROSSES

*Priest now blesses and bestows the symbols of the Eucharistic Minister's office
in the church: the cross.*

Minister: **Lord Jesus Christ,
bless [+] these crosses
which your ministers will wear
as a sign of their office in your Church.
May these crosses remind them
they have been chosen to serve;
they are to love as you love;
that your word is in their hands.**


Addressing the Candidates, the priest says:

Minister: **As you accept these crosses,
you accept the honor and sacred responsibility
of being Extraordinary Ministers of the Most Holy Eucharist.
As you know and love the Eucharist,
so you will be able to share the Bread of Life
with your brothers and sisters in Christ.
You must empty your hearts of all that
keeps you from loving God and others.
Through the grace of the Eucharist,
you must live the mystery you will offer others.
May the Lord give you the grace to carry out
this most holy ministry.**

Priest confers the Eucharistic Minister symbols individually to each candidate.

Priest invites the congregation to express their approval by solemn applause.


Minister: **Our Eucharistic Ministers will need your help,
your prayers, and your support to carry out
their sacred ministry.
I invite you to show your concern
and pledge your support
by giving them now your solemn applause.**



Liturgy Reflection Sheet

1. What does the Eucharist mean to you and how do you show (share) its meaning to others?
2. During which part of the Mass do you feel most aware of God's presence? What makes you feel that way?
3. How does hearing the scriptures proclaimed at Mass differ from you reading them?
4. The Profession of Faith is our "yes" and "amen" to what we have heard in the readings and homily. What do you think of as you join in this profession of faith?
5. What are your thoughts as the gifts of bread and wine are presented at the Offertory time?
6. At the end of the Eucharistic prayer, the priest raises the chalice and host and says: "Through him, with him, in him, in the unity of the Holy Spirit, all glory and honor are yours, Almighty Father, forever and ever." We respond "Amen" What are we saying "yes" to?
7. How does the Liturgy prepare you to go forth to love and serve the Lord?
8. Is the Mass a moment away from your ordinary life or is it a part of your life? Can you explain?
9. As a special minister of the most Holy Eucharist, you will give the Bread of Life to your brothers and sisters in Christ. You must strive to become what you receive in Holy Communion. You must strive to become what you give. What does this mean for you?

**Communion Service
In the
Absence of a Priest**



*Whoever
comes to me
will never
be hungry.*

Jn 6:35

**18th Sunday of Ordinary Time
Year A**

Introduction

On January 1, 1994, the National Conference of Catholic Bishops published the ritual book for *Sunday Celebrations in the Absence of a Priest*. Eucharistic Ministers or other lay person appointed for this purpose may preside over a Communion Service on Sundays when a priest is not available to celebrate the Eucharistic Liturgy for a congregation. The Sunday Celebration in the Absence of a Priest follows closely the structure of the Mass on Sundays as outlined below.

Service Outline

INTRODUCTORY RITES

- Introduction
- Hymn
- Greeting

PENITENTIAL RITE

- Lord, Have Mercy
- Gloria
- Opening Prayer

LITURGY OF THE WORD

- First Reading
- Psalm Response
- Second Reading
- Gospel Acclamation
- Gospel Reading
- Homily or Reflection on the Readings
- Creed
- Prayers of the Faithful Intercessions

COMMUNION RITE

- Lord's Prayer
- Sign of Peace
- Invitation to Communion
- Communion
- Prayer after Communion

CONCLUDING RITE

- Brief Announcements
- Blessing & Dismissal

PREPARATIONS

Prior to the Sunday (or Saturday evening) service, liturgical ministers should be assigned. The Sunday Service in the absence of a priest, while similar in form, is different than the celebration of the Mass. The person who will preside over the service should meet with the music ministers, lectors, ushers, altar servers, commentator to review the structure of the service so they will know what to do and when. This preparation is important to assure the service is dignified and goes smoothly.

Commentator

The Commentator announces that the service this Sunday will be a Communion Service in the absence of a priest and inform the congregation that this service satisfies the obligation of attending Mass on Sunday. The Commentator will lead the Responsorial Psalm between the First and Second Readings as is usually done. He or she will also announce the hymns at the appropriate times.

Readings and Lectors

The readings are the readings that are normally assigned for the Sunday or feast on which the service will be held. Readers perform their ministry in the usual way at the usual time in the service.

Gospel Reading

The one who will preside over the service does the gospel reading. "The Lord be with you" at the beginning of the Gospel reading is NOT said. The person begins by saying, "A reading from the holy Gospel according to Matthew".

Homily or Reflection on the Readings

The Eucharistic Minister presiding over the service or one appointed by them to do so will read a homily prepared for this service. A lay person is not permitted to "preach" in the Catholic Church. However, a distinction is made between "preaching" and offering a "reflection" on the readings.

Music

The music ministers are responsible for the music for this service in the absence of a priest as they are for the regular Sunday Mass if a priest were

present to preside over the Eucharistic Liturgy. Music for the service in the absence of a priest includes:

- Entrance or Gathering Song
- Gloria may be sung
- Gospel Acclamation
- Song after the homily or reflections. This is not an “offertory song since the bread used at this service is not brought forward but already Consecrated at prior Mass.
- Communion Song
- Recessional Song

Altar Servers

The altar servers dress in their albs in the sacristy with the Eucharistic Minister who will preside over the service. They carry the cross and lead the procession into the church as they would on Sunday. They bow in front of the altar and go to their places. At Communion they receive the Eucharist after the Eucharistic Minister. At the end of the service, after the final prayer and blessing, the altar server gets the processional cross and leads the Eucharistic Minister and other server down the main aisle out of the church.

Usher

The usher takes up the offerings as usual after the prayers of the faithful. When the offerings have been collected, the usher brings them forward and lays the basket (box) in front of the altar while the “offertory song” is being sung. The altar server will not go back and lead the usher forward as is done on Sunday.

Eucharistic Minister

The person who will preside over the service is responsible for making sure all the preparations are done and all is ready for the service. The Eucharistic minister should dress appropriately and wear the symbol of their ministry.

IMMEDIATE PREPARATIONS

_____ **Heat or Air-conditioning**

The church building should be prepared before the service. The air-conditioning should be turned on Saturday early afternoon for the Saturday service. There are two air-conditioners at St. Stephen's, one on each side. People will enjoy the service if they are comfortable.

On Saturday evening when the service is done, the AC thermostats should be turned up as far as they will go instead of off. On Sunday morning, the thermostats should be turned down to 75 early that morning. After the Sunday service, the thermostats are again turned up, not off, as far as they will go.

_____ **Lectionary Book**

Make sure the Lectionary book with the scripture readings is opened to the appropriate page for the day.

_____ **Tabernacle Key**

The tabernacle key should be placed in the tabernacle door prior to the service. After the service the key should be returned to the usual place under the cloth on the altar.

_____ **Lights**

The lights should be turned on at least 15 minutes prior to the service. The lights are clearly marked. There are 4 switches that turn on the lights in the body of the church and two circuit breakers that turn on the spotlights over the altar.

_____ **Candles**

The candles on the altar should be lit 15 minutes prior to the service and extinguished after the service. Carefully, blow the candles out.

_____ **Bulletins**

If there are church bulletins for the Sunday, make sure they are put out on the table in the back of church.

_____ **Service Ritual Materials**

Place the ritual for the service on the altar or on the presider's chair.

_____ **Pray**

Take time before the service begins to rest in the Lord and prepare yourself for the ministry you are about to exercise for the Lord and His People.

_____ **Turn on amplifier** for microphone

SUNDAY CELEBRATION IN THE ABSENCE OF A PRIEST

Eucharistic minister processes from the sacristy outside to the door of the church lead by the cross bearer and altar server. When they reach the front door of the church, the commentator announces:

Introductory Rites

Commentator: We gather today to celebrate the Lord's Day. Our priest, Father Bob, is on retreat and unable to be with us. According to Church Law we gather together in the name of Christ to listen to God's word and to receive his body and blood in the Eucharist. We are one with our brothers and sisters and the Church throughout the world as we celebrate this special service lead by our special minister of the Eucharist.

Please stand and join in singing our opening hymn.

(Announce hymn and page number)

Entrance Hymn

As the opening hymn begins, the cross bearer leads the procession up the center aisle. The altar servers and Eucharistic Minister bow. The altar servers go to their usual places. The Eucharistic Minister goes up behind the altar and faces the congregation. When the hymn is ended, the minister begins with the sign of the cross and says.

Minister: In the name of the Father, and of the Son, and of the Holy Spirit.

All: Amen.

Minister: The Lord be with you.

All: And also with you.

**Minister: My brothers and sisters,
as we begin our celebration
let us confess our sinfulness
and pray for God's mercy and forgiveness.**

(silent pause)

LITANY OF GOD'S MERCY (LORD, HAVE MERCY)

Minister: **Lord Jesus, you are the way that leads us to the Father.
Lord, have mercy.**

All: Lord, have mercy

Minister: **Lord Jesus, you are the truth that enlightens your
people.
Christ, have mercy.**

All: Christ, have mercy.

Minister: **Lord Jesus, you are the life that renews the world.
Lord, have mercy.**

All: Lord, have mercy.

Minister: **May almighty God, our Father,
have mercy on us,
forgive us our sins,
and bring us to eternal life.**

All: Amen.

OPENING PRAYER

Minister extends his arms and says:

Minister: **Let us pray.** (fold hands and pause in silence)

Minister: (extending arms out, says)

**Father of everlasting goodness,
our origin and guide,
be close to us
and hear the prayers of all who praise you.
Forgive our sins and restore us to life.
Keep us safe in your love.**

**Grant this through our Lord Jesus Christ, your Son,
who lives and reigns with you and the Holy Spirit,
one God, forever and ever.**

(Minister folds hands)

All: Amen.

LITURGY OF THE WORD

Minister invites the congregation to be seated to listen to the readings.

Minister goes to the presider's chair and sits down.

Lector goes to the lectern for the first reading

FIRST READING: (page 298 in missalette)

A reading from the Book of the Prophet Isaiah (Isaiah 55:1-3)

RESPONSORIAL PSALM (page 299 in missalette)

“The hand of the Lord feeds us; he answers all our needs.”

SECOND READING: (page 300)

A reading from the letter of Saint Paul to the Romans (Romans 8:35,37-39)

Gospel Acclamation: Alleluia is sung.

GOSPEL READING: Matthew 14:13-21

Minister goes from the presider's chair to the lectern to proclaim the Gospel reading. Do not say, "The Lord be with you" as the priest does.

Minister: A reading from the holy Gospel according to Matthew.

Minister makes a cross with his thumb on the forehead,
lips,
and heart.

All: Glory to you, Lord.

Minister:

When Jesus heard of the death of John the Baptist, he withdrew in a boat to a deserted place by himself. The crowds heard of this and followed him on foot from their towns. When he disembarked and saw the vast crowd, his heart was moved with pity for them, and he cured their sick.

When it was evening, the disciples approached him and said, "This is a deserted place and it is already late; dismiss the crowds that they can go to the villages and buy food for themselves." Jesus said to them, "There is no need for them to go away; give them some food yourselves."

But they said to him, "Five loaves and two fish are all we have here." Then he said, "Bring them here to me," and he ordered the crowds to sit down on the grass. Taking the five loaves and the two fish, and looking up to heaven, he said the blessing, broke the loaves, and gave them to the disciples, who in turn gave them to the crowds. They all ate and were satisfied, and they picked up the fragments left over – twelve wicker baskets full. Those who ate were about five thousand men, not counting the women and children.

Minister: The Gospel of the Lord.

All: Praise to you, Lord Jesus Christ.

HOMILY

Minister reads a homily prepared beforehand by the priest.

After the homily is read, the minister goes to the presider's chair and sits down for a brief period of silence as the community reflects on God's word and the homily.

CREED

Minister stands at the chair and invited the congregation to proclaim their faith by reciting the Creed.

Minister: **Let us stand and together profess our Faith.**

**We believe in one God,
the Father, the Almighty;
maker of heaven and earth,
of all that is seen and unseen.**

**We believe in one Lord, Jesus Christ,
the only Son of God, eternally begotten of the Father,
God from God, Light from Light,
true God from true God,
begotten, not made, one in Being with the Father.
Through him all things were made.
For us men and for our salvation
he came down from heaven:**

**by the power of the Holy Spirit
he was born of the Virgin Mary, and became man.
For our sake he was crucified under Pontius Pilate;
He suffered, died, and was buried.
On the third day he rose again
in fulfillment of the Scriptures;
He will come again in glory to judge the living and the dead,
and his kingdom will have no end.
We believe in the Holy Spirit, the Lord, the giver of life,
who proceeds from the Father and the Son.
With the Father and the son he is worshiped and glorified.**

He has spoken through the Prophets.

**We believe in one holy catholic and apostolic Church.
We acknowledge one baptism for the forgiveness of sins.
We look for the resurrection of the dead,
and the life of the world to come.
Amen.**

PRAYERS OF THE FAITHFUL

Minister may lead the prayers of the faith or may ask the commentator or another person to lead them. The minister always begins and ends the Prayers of the Faithful with the introduction and concluding prayer.

PRAYERS OF THE FAITHFUL

Minister: Let us pray.

1. For Benedict our Pope, Joseph, our bishop, Father Bob our pastor, and all ministers of Christ's Church, that they may be strengthened by the Holy Spirit in their preaching the good news of salvation. Let us pray to the Lord.
2. For our church community that we may always remain open to hearing the Word of God and have the strength to keep it, let us pray to the Lord.
3. For peace throughout the world, that all leaders may be open to the hungers of the weak, let us pray to the Lord.
4. That all those who suffer in any way may experience the love and concern of Christ through the generosity of Christ's disciples, let us pray to the Lord.
5. For those who suffer from sickness and disease, hunger and thirst, homelessness and unemployment; that they may receive a loving response to their needs, let us pray to the Lord.
6. For vocations to the priesthood, especially for our diocese, that there may be sufficient priests to serve all our parishes and communities, let us pray to the Lord.
7. For the faithful departed, that they may come to the full blessedness of God's Kingdom, let us pray to the Lord.
8. For our teachers, children and young people as they prepare to begin a new school year; that God will bless them and keep them safe, let us pray to the Lord.
9. For any special intentions ...

Minister: Lord God, hear our prayers. May your Holy Spirit be within us always for we pray in the name of Jesus, your Son, who lives with you in the unity of the Holy Spirit, one God forever and ever.

All: Amen.

Minister: is seated until the offerings are placed in front of the altar.

Offering Hymn:

Usher: takes up offering and brings it to the altar

COMMUNION RITE

Minister: goes to the center of the altar and with arms extended invites those present to stand and pray together the Lord's Prayer.

LORD'S PRAYER

Minister: Please stand and let us pray us confidence to the Father in the words our Savior gave us.

Minister: (says with arms extended)

**Our Father, who art in heaven,
hallowed be thy name;
thy kingdom come;
thy will be done on earth as it is in heaven.
Give us this day our daily bread;
and forgive us our trespasses
as we forgive those who trespass against us;
and lead us not into temptation**

**but deliver us from evil.
Amen.**

SIGN OF PEACE

Minister: **In the love of Christ, let us offer one another a sign of Peace.**

Minister offers sign of peace to those in the sanctuary only.

At the end of the sign of peace, the Minister goes to the tabernacle, genuflects, then opens the tabernacle and takes out the ciborium of hosts and takes it to the altar.

Place the ciborium on the altar, take off the lid, then genuflect.

INVITATION TO COMMUNION

Minister takes the host, raises it above the ciborium, and says

Minister: holding host in right hand slightly above the ciborium in left hand,
Says:

Minister: **This is the Lamb of God
who takes away the sins of the world.
Blessed are those who are called to receive him.**

All: **Lord, I am not worthy to receive you
but only say the word and I shall be healed.**

COMMUNION

Minister: says quietly:

May the body of Christ bring me to everlasting life.

And then consumes the body of Christ.

Minister then gives Communion to the altar servers and any others in the sanctuary saying:

Communion Hymn

Minister: **The Body of Christ.**

Communicant: **Amen.**

Minister goes to the front of the altar and gives Communion.

After everyone has received Communion, Minister goes behind the altar, places the lid on the ciborium, then takes the ciborium back to the tabernacle. Place the ciborium inside the tabernacle, genuflect, close and lock the tabernacle door, then return to the presider's chair for a period of silent thanksgiving and prayer.

(Silent Prayer and Thanksgiving)

PRAYER AFTER COMMUNION

Minister: After a period of silent prayer, the minister stands and goes to the altar for the Prayer after Communion.

Minister: (extend arms in prayer)

Let us pray.

(fold hands, pause briefly as congregation stands, then extend arms again and pray.)

**Lord,
you give us the strength of new life
by the gift of the Eucharist.
Protect us with your love
And prepare us for eternal redemption.
We ask this through Christ our Lord
for he is Lord forever and ever.**

All: **Amen.**

CONCLUDING RITE

BRIEF ANNOUNCEMENTS

BLESSING

Minister: (extending arms)
The Lord be with you.

All: And also with you.

Minister: (make the sign of the cross on yourself as you say.)

**May the Lord bless us,
Protect us from all evil
And bring us to everlasting life.**

All: Amen.

DISMISSAL

Minister: **Let us go in peace to love and serve the Lord.**

All: Thanks be to God.

Recessional Hymn

Minister goes around to the front of the altar as the hymn beings. Altar server gets the processional cross and comes to the front of the altar.

Bow to the altar, then turn and genuflect to the tabernacle. Turn and walk slowly down the aisle.

AFTER THE SERVICE

Saturday Evening Service

After the service is concluded, the minister is responsible for closing the church and preparing it for the Sunday morning service.

- ___ Put out the candles
- ___ Turn air-conditioning thermostats up as far as they will go.
- ___ Place collection in front office of the rectory (give to Brother Finbarr); return collection box to table in back of church.
- ___ Turn off lights
- ___ Turn off amplifier for microphone
- ___ Lock front door of the church as you leave

Sunday Morning Service

- ___ Put out candles
- ___ Turn air-conditioning thermostats up as far as they will go.
- ___ Place collection in front office of the rectory (give to Brother Finbarr);
- ___ Turn off lights
- ___ Turn off amplifier for microphone

Stations of the Cross Devotions

And



Communion Service

(Lent, 2005)

INSTRUCTION

The Stations of the Cross Devotions are one of the most popular and moving prayers in Catholic spirituality. While the Stations are usually prayed during the season of Lent, they may be prayed at any time of the liturgical year.

The following Communion service is intended to be used in conjunction with the Stations of the Cross Devotions. Any version of the Stations of the Cross may be used as the first part of the service. The lay minister begins this Communion service at the conclusion of the Stations of the Cross.

The Eucharistic Minister leads the prayers of the Stations of the Cross with the assistance of two readers, a cross bearer, and altar servers. The Stations serve as the penitential rite and Liturgy of the Word that would ordinarily be part of a Communion Service in the absence of a priest. The Communion service begins with a prayer and flows into the ordinary Communion rite.

Preparations

The Eucharistic Minister is responsible for preparing the church for the Stations of the Cross devotions and the Communion Service.

- Arrive early to turn on the lights and any heat or air-conditioning necessary.
- Put out the Stations of the Cross **booklets**.
- Light the **candles** on the altar
- Place the **tabernacle key** in the tabernacle
- Pick **readers** for the Stations of the Cross readings
- Make sure you have a **cross bearer** and go the mechanics of the service.
- Set up the **book for the Communion Service**. If you will use the prayers from the Sacramentary, make sure it is set to the right page.
- Take time to prayerfully **prepare yourself** for what you are about to do.
- Wear the **symbol** of your office as Eucharistic Minister.

COMMUNION SERVICE

After the last prayer of the Stations of the Cross devotions, the **readers** return to their places in the church. The **cross bearer** places the cross in the stand in the sanctuary then goes to their place in the sanctuary.

The Eucharistic Minister **bows to the altar**, then goes around behind the altar to lead the opening prayer of the Communion Service.

Opening Prayer

Minister: **Let us pray.**

**Lord, Jesus Christ,
we have prayerfully remembered your suffering and death.**

**Help us now to prepare ourselves to receive Your sacred Body
and Blood in Holy Communion.**

**May your Holy Spirit fill our hearts with awe and reverence in
your presence now and always.**

**We acknowledge that you suffered and died for our sins.
As we receive You in the Eucharist, fill us with your life.**

**We ask this in Your Name, Lord our God,
for You are God forever and ever. Amen.**

Minister goes to the tabernacle; genuflects before the tabernacle; opens the door and takes the ciborium of consecrated hosts out. The tabernacle door is left open. Go directly to the altar, place the ciborium on the altar, then genuflects.

Our Father

[If people are not standing, invite them to stand. "Please, stand."]

Minister: Let us pray together the prayer that our Lord Jesus taught us to pray.

Our Father, who art in heaven,
hallowed be thy name.
Thy kingdom come, thy will be done on earth
as it is in heaven.
Give us this day our daily bread
and forgive us our trespasses
as we forgive those who trespass against us;

and lead us not into temptation
but deliver us from evil.
Amen.

Sign of Peace

Minister: When angels announced the birth of Christ, they spoke of “good news” of peace on earth. Jesus said to his apostles that His gift is the gift of peace. In Christ’s name and as sign of our longing for His peace, let us offer one another a sign of peace.

[Eucharistic Minister may offer the sign of peace only to those in the sanctuary and should not go out into the church for the sign of peace.]

Minister: Before we receive the Lamb of God who died for our sins, let us ask our Lord to have mercy on us.

Minister begins the Lamb of God. All join in the prayer.

**Lamb of God who takes away the sins of the world,
Have mercy on us.**

**Lamb of God who takes away the sins of the world,
Have mercy on us.**

**Lamb of God who takes away the sins of the world,
Grant us peace.**

Communion Rite

The Eucharistic Minister takes a host from the ciborium, then raises up the ciborium holding the host over it and says:

**Minister: This is the Lamb of God who takes away the sins of the world.
Bless are we who are called to receive him.**

All: Lord, I am not worthy to receive you, but only say the word and I shall be healed.

Minister: May the Body of Christ bring us to everlasting life.

All: Amen.

Eucharistic Minister receives the host, then takes a moment for prayerful thanksgiving, then distributed Communion – first to any ministers in the sanctuary, then goes in front of the altar to distribute the Body of Christ to the congregation.

After Distributing Communion

After distributing Holy Communion, the Eucharistic Minister goes back behind the altar, places the **lid** on the ciborium, then **goes directly** to the tabernacle. Place the ciborium in the tabernacle, **close and lock** the door, then **genuflect** and **go to the presider's chair** for silent prayer. On the way, make sure the booklet is set up for the final prayers.

Period of Silent Prayers of Thanksgiving

Post Communion Prayer

The final prayer may be lead from the altar or from the presider's chair.

Minister: **Let us pray.**

**Almighty God, with the love of a Father,
you gave us the life of your only Son, Jesus.
May our Communion help us become more like him.
May our lives reflect what we believe
and may the power of this Eucharist change our hearts.
We ask this through Christ our Lord
Who lives and reigns with you in the unity of the Holy Spirit,
One God forever and ever.**

All: Amen.

Blessing Prayer

Minister: **Let us bow our heads and ask God's blessing upon us.**

**May God our Father create in us loving hearts that witness to His Love
for all.**

**May God the Son, our Lord Jesus, fill us with his peace so we may be
instruments of his peace to our families and to all people.**

**May God the Holy Spirit fill our minds with insight and devotion,
With knowledge of good and the courage to follow God's will in all
things.**

**And may Almighty God bless us now and each day of our lives.
In the name of the Father, and of the Son, and of the Holy Spirit.**

All: Amen.

Minister: **Let us go now in the peace of Christ to love and serve the Lord and one another.**

All: Thanks be to God!

Minister goes to the front of the altar, bows to the altar, genuflects to the tabernacle, then leaves the sanctuary with the cross bearer.

After Communion Service

After the Stations and Communion service the Eucharistic Minister is responsible for:

- Return the tabernacle key to its place.
- Turn off or down the heat or air conditioning.
- Put away the Stations of the Cross booklets
- Put out the candles
- Turn off the lights in the church
- Close the church and lock the doors.

**WEEKDAY
COMMUNION SERVICE**



I am with you always

**Wednesday
of the
Second Week of Easter**

Enter from door in sanctuary or from the back of church.

Bow in front of the altar.

Go around the altar and face congregation.

Making the sign of the cross, say:

:

Leader: In the name of the Father,

and of the Son,

and of the Holy Spirit.

All: Amen.

GREETING

Leader:

May the grace and peace of God our Father

and the Lord Jesus Christ

be with you.

All: And Also with you.

Leader:

**Tonight we come together as brothers and sisters,
as God's family.**

**With Confidence in God's loving mercy,
let us confess our sinfulness and
ask God's forgiveness.**

(Brief Quiet Pause)

LORD HAVE MERCY

Leader:

**Lord Jesus, you are mighty God and Prince of
Peace.
Lord, have mercy.**

All: Lord, have mercy.

Leader:

**Lord Jesus Christ, you are the Son of God and the
Son of Mary.
Christ, have mercy.**

All: Christ, have mercy.

Leader:

**Lord Jesus, you are Word made flesh and splendor
of the Father.
Lord, have mercy.**

All: Lord, have mercy.

Leader:

**May almighty God have mercy on us,
forgive us our sins as we forgive one another,
and bring us to ever-lasting life.**

All: Amen.

OPENING PRAYER

Extend arms, say:

Leader: Let us pray. *(brief pause)*

(with arms extended)

God of mercy,

you have filled us with the hope of resurrection

by restoring us to our original dignity.

May we who relive this mystery each year

come to share it in perpetual love.

Grant this through our Lord Jesus Christ, your Son,

who lives and reigns with you and the Holy Spirit

One God forever and ever.

All: Amen.

Leader: Please be seated for the Scripture readings.

Go to center chair.

Sit.

LITURGY OF THE WORD

First Reading: Acts of the Apostles 5:17-26

Responsorial Psalm (p. 276 in missalette)

“The Lord hears the cry of the poor.”

When first reader sits down, get up and go to the lectern to read the Gospel reading. (lectionary on PAGE 323, “Second Week of Easter”)

**Leader: A reading from the holy Gospel according to
John.**

Make the little sign of the cross on forehead, lips, heart.

Gospel Reading

Brief Reflection on Readings
(Separate Sheet)

Go back to chair. Sit down for quiet reflection time.

Prayers of the Faithful are next. Next page.

PRAYERS OF THE FAITHFUL

Leader:

Let us pray and offer to God our prayers and petitions.

- 1. For Catholics throughout the world, that we may always be open to hearing the Word of God and have the strength to keep it. Let us pray to the Lord.**

All: Lord, hear our prayer.

- 2. That our church will always be a house of prayer and example of love and forgiveness, let us pray to the Lord.**

All: Lord, hear our prayer.

- 3. For vocations to the priesthood that there will be enough priests to serve the parishes and missions of our diocese, let us pray to the Lord.**

All: Lord, hear our prayer.

- 4. That those who live in darkness and are shunned in our world may receive assistance in their needs and affirmation of their human dignity, let us pray to the Lord.**

All: Lord, hear our prayer.

- 5. That the Gospel of peace and justice may prevail in the hearts of all who resort to physical or emotional violence, let us pray to the Lord.**

All: Lord, hear our prayer.

- 6. For those in our RCIA program who have just come into the Church and for our children who are preparing to receive their First Holy Communion, let us pray to the Lord.**

All: Lord, hear our prayer.

- 7. We pray for all who have died, especially our relatives and friends, that they now share in the joy and peace of the Resurrection, let us pray to the Lord.**

All: Lord, hear our prayer.

- 8. For our parish as we prepare for Father Bob to leave us and a new priest to guide us, that we will trust in God's wisdom and hope, let us pray to the Lord.**

All: Lord, hear our prayer.

- 9. For any special needs or intentions you would like to share.**

(Pause to let people offer their prayers.)

Leader:

**Almighty God, our heavenly Father,
in the name of Jesus, your Son,
hear our prayers,
for he is our Lord and God
forever and ever.**

All: Amen.

COMMUNION RITE

Go to Tabernacle.

Genuflect.

Take ciborium of host to the altar.

Place ciborium on the altar.

Genuflect again.

LORD'S PRAYER

Leader: *extend hands*

**Let us pray with confidence to God our Father in
the words our Savior gave us:**

Our Father, who art in heaven,
hallowed be thy name;
thy kingdom come;
thy will be done on earth as it is in heaven.
Give us this day our daily bread
And forgive us our trespasses
as we forgive those who trespass against us;
and lead us not into temptation,
but deliver us from evil.

SIGN OF PEACE

Leader:

**In the love of Christ, let us offer one another a sign
of peace.**

COMMUNION

Genuflect

Take a host from ciborium.

Raise up host and ciborium

Leader:

**This is the Lamb of God
who takes away the sins of the world.
Blessed are we who are called
to receive him.**

All: Lord, I am not worthy to receive you
but only say the word and I shall be healed.

Put ciborium on the altar

Hold the host in one hand with your other hand under it.

Leader:

May the Body of Christ bring us to everlasting life.

Receive the host yourself.

(Pause briefly for private prayer)

DISTRIBUTE HOLY COMMUNION

Take your time.

*The Body of Christ.
Amen.*

After everyone has received Communion

Go to tabernacle

Place ciborium inside

Close door.

Genuflect

Take key to altar.

QUIET TIME FOR PRAYER

Sit down in center chair for time of thanksgiving prayer

CLOSING PRAYER

Go to Altar

Extend arms

Leader:

Let us pray.

Merciful Father,

may our Communion with your Son

give us new purpose

and bring us to a new life in you.

Grant this through Christ our Lord

For he his Lord forever and ever.

All: Amen.

BLESSING

Leader:

**May the Lord bless us,
protect us from all evil,
and bring us to ever lasting life.**

(make sign of the cross)

**In the name of the Father,
and of the Son, and of the Holy Spirit.**

All: Amen.

Leader:

**Let us go in the peace of Christ
to love and serve the Lord
and one another.**

All: Thanks be to God.

Go around to front of altar.

Bow.

Genuflect towards tabernacle.

Exit through Sanctuary door on your left.

REFLECTION ON SCRIPTURE READINGS

A layperson is not allowed to preach a sermon at a Communion service like this, but we are allowed to share a reflection or two on the Word of God.

Have you ever seen those little pocket bibles that can fit in a shirt pocket? They are easy to carry, but the print is so small they are hard to read! If there could be only one passage in the bible I think it should be the Gospel we just heard.

“God so loved the world that he gave his only-begotten Son ... so that everyone might have eternal life.”

So many things change in our lives, but God’s love for us is always there. It never changes. God’s love is one thing we can count on to always be there for us. It is the “constant” in our lives that gives us hope and courage no matter how many other things are changing. I wonder how often we stop and think about how much God loves us and what that means.

Our church is about to go through a major change. We will have a new priest who will do things differently. We like our church to be the same. Change frightens us. It makes us worry. What will happen? How will things be done, or will they be done? Through all of this, through whatever happens, God loves us and his love will help us.

In the second part of the gospel, it says: *'Those who do evil stay in the darkness. Those who live the truth come to the light.'*


It is easy to hide our imperfections in the darkness. Gossip and rumors are spoken in whispers not shouted. What happens when we come into the light? The light reveals our faults and imperfections for all to see. When we come into the light of Christ our sins are revealed. They are revealed so they can be forgiven. God forgives our sins because he loves us. God's love is more than our fears or our sins.

All we have remembered and celebrated this Easter season is an invitation to give up the darkness and trust in the Light, the light of Christ, the light of God's love. Everything else will change and pass away, but God's love is ours forever and ever.

If there was only one passage in the bible, I would want it to be that one.

We will take a few moments in quiet prayer to reflect on the scripture passages we heard tonight. God speaks to each of us in his own way, but he always speaks with love.

COMMUNION SERVICE



**WEDNESDAY OF THE
FOURTH WEEK OF EASTER**

Enter from door in sanctuary or from the back of church.

Bow in front of the altar.

Go around the altar and face congregation.

Making the sign of the cross, say:

:

Leader: In the name of the Father,

and of the Son,

and of the Holy Spirit.

All: Amen.

GREETING

Leader:

May the grace and peace of God our Father

and the Lord Jesus Christ

be with you.

All: And Also with you.

Leader:

**Tonight we come together as brothers and sisters,
as God's family.**

**With Confidence in God's loving mercy,
let us confess our sinfulness and
ask God's forgiveness.**

(Brief Quiet Pause)

LORD HAVE MERCY

Leader:

**Lord Jesus, you were sent to heal us.
Lord, have mercy.**

All: Lord, have mercy.

Leader:

**Lord Jesus Christ, you came to call sinners.
Christ, have mercy.**

All: Christ, have mercy.

Leader:

**Lord Jesus, you plead for us at the right hand of the
Father.
Lord, have mercy.**

All: Lord, have mercy.

Leader:

**May almighty God have mercy on us,
forgive us our sins as we forgive one another,
and bring us to ever-lasting life.**

All: Amen.

OPENING PRAYER
(Wednesday of the Fourth Week of Easter)

Extend arms, say:

Leader: Let us pray. *(brief pause)*

(with arms extended)

God our Father,

life of the faithful,

glory of the humble,

happiness of the just,

hear our prayer.

Fill our emptiness

With the blessing of this Eucharist,

the foretaste of eternal joy.

We ask this through our Lord Jesus Christ, your Son,

who lives and reigns with you and the Holy Spirit,

one God, forever and ever.

All: Amen.

Leader: Please be seated for the Scripture readings.

Go to center chair.

Sit.

LITURGY OF THE WORD

Lectionary 281

First Reading: Acts of the Apostles 12:24-13:5a

Responsorial Psalm (p. 51 in missalette)

“O God, let all the nations praise you!”

When first reader sits down, get up and go to the lectern to read the Gospel reading. (lectionary on PAGE 323, “Second Week of Easter”)

**Leader: A reading from the holy Gospel according to
John.**

Make the little sign of the cross on forehead, lips, heart.

Gospel Reading

Brief Reflection on Readings **(Separate Sheet)**

Go back to chair. Sit down for quiet reflection time.

Prayers of the Faithful are next. Next page.

PRAYERS OF THE FAITHFUL

Leader:

Let us pray and offer to God our prayers and petitions.

10. That the Lord will bless us with the gift of his Holy Spirit that we may bring his light to one another and to the world.

Let us pray to the Lord.

All: Lord, hear our prayer.

11. That our church will always be a house of prayer and an example of love and forgiveness, let us pray to the Lord.

All: Lord, hear our prayer.

12. For vocations to the priesthood, for Father Bob as he prepares for his new mission and for Father James who will become our new pastor, let us pray to the Lord.

All: Lord, hear our prayer.

13. For the children who will receive their First Holy Communion this Sunday and for ourselves that we may grow in our knowledge and devotion to the most Holy Eucharist, let us pray to the Lord.

All: Lord, hear our prayer.

14. For all who are sick, particularly those who are special to us, and for all who have given their lives to minister to those who are ill, let us pray to the Lord.

All: Lord, hear our prayer.

15. For our church as we prepare for the changes in our future, that we may continue to grow together as one, let us pray to the Lord.

All: Lord, hear our prayer.

16. We pray for all who have died, especially our relatives and friends, that they now share in the joy and peace of the Resurrection, let us pray to the Lord.

All: Lord, hear our prayer.

17. For all who struggle to provide for themselves or their families, that God will give them the strength and hope they need, let us pray to the Lord.

All: Lord, hear our prayer.

18. For any special needs or intentions you would like to share.

(Pause to let people offer their prayers.)

Leader:

**Almighty God, our heavenly Father,
in the name of Jesus, you Son,
hear our prayers,
for he is our Lord and God
forever and ever.**

All: Amen.

COMMUNION RITE

Go to Tabernacle.

Genuflect.

Take ciborium of host to the altar.

Place ciborium on the altar.

Genuflect again.

LORD'S PRAYER

Leader: *extend hands*

**Let us pray with confidence to God our Father in
the words our Savior gave us:**

Our Father, who art in heaven,
hallowed be thy name;
thy kingdom come;
thy will be done on earth as it is in heaven.
Give us this day our daily bread
And forgive us our trespasses
as we forgive those who trespass against us;
and lead us not into temptation,
but deliver us from evil.

SIGN OF PEACE

Leader:

**In the love of Christ, let us offer one another a sign
of peace.**

COMMUNION

Genuflect

Take a host from ciborium.

Raise up host and ciborium

Leader:

**This is the Lamb of God
who takes away the sins of the world.
Blessed are we who are called
to receive him.**

All: Lord, I am not worthy to receive you
but only say the word and I shall be healed.

Put ciborium on the altar

Hold the host in one hand with your other hand under it.

Leader:

May the Body of Christ bring us to everlasting life.

Receive the host yourself.

(Pause briefly for private prayer)

DISTRIBUTE HOLY COMMUNION

Take your time.

*The Body of Christ.
Amen.*

After everyone has received Communion

Go to tabernacle

Place ciborium inside

Close door.

Genuflect

Take key to altar.

QUIET TIME FOR PRAYER

Sit down in center chair for time of thanksgiving prayer

CLOSING PRAYER

Go to Altar

Extend arms

Leader:

Let us pray.

Merciful Father,

**May these mysteries give us new purpose
and bring us to a new life in you.**

Grant this through our Lord Jesus Christ

Who is Lord forever and ever.

All: Amen.

BLESSING

Leader:

**May the Lord bless us,
protect us from all evil,
and bring us to ever lasting life.**

(make sign of the cross)

**In the name of the Father,
and of the Son, and of the Holy Spirit.**

All: Amen.

Leader:

**Let us go in the peace of Christ
to love and serve the Lord
and one another.**

All: Thanks be to God.

Go around to front of altar.

Bow.

Genuflect towards tabernacle.

Exit through Sanctuary door on your left.

Scripture Reflection for May 10th
Gospel of Saint John 12:44-50

The Gospel tonight contains two of the dominant themes in St. John's gospel:

1. God did not come to condemn us, but to save us, BUT, once Jesus came we are the ones who pass judgment on ourselves by how we respond or do not respond to His Word.

Once we hear the word, once we know the teachings of Jesus, we must decide whether to give ourselves to Christ or to the world. We must decide whether our faith is the most important thing in our life or whether we will worship other things.

The second favorite theme in St. John's gospel is the battle between **light and darkness**. Jesus is light and can be our light. Sin is a darkness that constantly invites us to compromise. **In the light of Christ** everything is different, everything is true. **In the darkness** live the demons of gossip and despair.

According to Saint John the gospel we just heard is the very last public sermon Jesus gave, so his words deserve special attention. He says the person who believes in him, believes not only in him but in the Father who sent him. The Father and the Son are one because **they are love**. I don't know if you noticed, but since Easter Father Bob has been speaking of the relationship between the Resurrection of Jesus and the Eucharist. Are there tears of joy in our eyes as we

think of being one with Christ in the Eucharist? Does our hunger for Communion witness to our love for God and our desire to love one another?

Jesus said if we see him, if we believe in him, we see and believe in His Father, in our Father. He said, "*The Father and I are one*". We could take that to mean that **our faith in the Eucharist is only as real as our faith in one another. Our love for Christ in the Eucharist is only as genuine and life-giving as our love for one another.** Jesus said when we see him, we see the Father. Can we see Christ if we do not see him in others – AND in ourselves?

The gospel tonight reminds us that our joy and our salvation are not ours alone. If the Gospel of Jesus Christ is about loving one another, then we need one another. We have all struggled with a way to obey Christ's command to love and to forgive. While we searched in the darkness of our own minds, the answer has been right here in the light all the time. If we long to be one with God and one with each other, the way is the love of the Eucharist. It works both ways. It gives us the grace of Communion with God and the love of Communion with one another.

The Scriptures speak to each of us in its own way, the way we need or are ready to hear it. Let's take a few moments to listen in our hearts to what God is saying to each of us through tonight's gospel.

ALL SAINTS DAY



COMMUNION SERVICE

Saint Stephen Catholic Church
Magee, MS

PREPARATIONS

- _____ **Arrive** 30 minutes early to make sure all is set up correctly.
- _____ Turn **Lights on**.
- _____ Set **thermostat** for comfortable temperature
- _____ Put **Key in Tabernacle; Make sure there are enough hosts in the ciborium**.
- _____ **Set up Lectionary** to Readings for All Saints Day (L. 667)
Note: Use the Sunday Lectionary (readings are in the back of the Lectionary), but the readings are also in the Weekday Lectionary under November 1, All Saints Day. The complete readings are also in the missalette (page 223).
- _____ **Prayers of the Faithful** – on Lectern and a copy in your book.
- _____ **Liturgical Ministers:**
- _____ **Altar Server** to carry Cross
 - _____ **Lectors** to do 2 Readings
 - _____ **Commentator** for Alleluia and Announce Hymns
 - _____ **Usher** for collection (if there will be one)
- _____ **Music:** Check with Music Ministers for Hymns:
- Entrance Hymn
 - Hymn after Prayers of the Faithful
 - Communion Hymn
 - Recessional Hymn
 - Gloria
 - Lamb of God
- _____ **Flowers for Altar:** Order Flowers now for that day.
- _____ **Collection.** If there is going to be a collection, have box ready.
- _____ **Book with Communion Service** on the altar and open.
- _____ Place **Corporal** on the altar (large square linen)
- _____ _____

ENTRANCE PROCESSION

The procession comes from the front door of the church as it would on Sunday.

The order is:

Altar Server with Processional Cross
Lector
Eucharistic Minister

- **Entrance HYMN:** _____

When the Procession reaches the sanctuary, each minister bows and goes to their place.

The Eucharistic Minister

- **Bow** in front of the altar,
- **Go around behind the altar**, in the center of the altar
- **Kiss the altar**
- **Begin.**

GREETING AND PENTITENTIAL RITE

Sign of the Cross

Making the sign of the cross, the EM says:

Minister: In the name of the Father, and of the Son, and of the Holy Spirit.

All: Amen.

Extend your arms in greeting to the congregation and say:

Minister: May the grace and peace of God our Father and the Lord Jesus Christ be with you.

All: And also with you.

INTRODUCTION:

We gather this evening to celebrate the Feast of All Saints. This is a holy day.

Our priest can not be with us tonight because he is away.

The Church calls us to come together even though we do not have a priest to celebrate Mass for us.

We are a people of Faith.

As we come together in the name of our Lord, we are one with our brothers and sisters through the world who gather tonight as our Catholic Faith calls us to do.

PENITENTIAL RITE

Minister:

Now let us begin by acknowledging our sinfulness and praying for God's mercy and forgiveness.

{Silent Pause}

Minister:

I confess ...

**All: to almighty God,
and to you, my brothers and sisters,
that I have sinned through my own fault
in my thoughts and in my words,
in what I have done,
and in what I have failed to do;
and I ask blessed Mary, ever virgin,
all the angels and saints,
and you my brothers and sisters,
to pray for me to the Lord our God.**

Minister:

**May almighty God have mercy on us,
forgive us our sins,
and bring us to everlasting life.**

All: Amen.

LORD, HAVE MERCY

Minister: Lord, have mercy.

All: Lord, have mercy.

Minister: Christ, have mercy.

All: Christ, have mercy.

Minister: Lord, have mercy.

All: Lord, have mercy.

GLORIA

Minister then begins the Gloria

Minister: Glory to God in the Highest,

All: and peace to his people on earth.

**Lord God, heavenly King,
almighty God and Father,
we worship you, we give you thanks,
we praise you for your glory.**

**Lord Jesus Christ, only Son of the Father,
Lord God, Lamb of God,
you take away the sin of the world:
have mercy on us;
you are seated at the right hand of the Father:
receive our prayer.**

**For you alone are the Holy One,
you alone are the Lord,
you alone are the Most High,
Jesus Christ,
with the Holy Spirit,
in the glory of God the Father. Amen.**

OPENING PRAYER

Eucharistic Minister **extends their arms** and says:

Minister: Let us pray.

{ momentary pause }

**Father, all-powerful and ever-living God,
Today we rejoice in the holy men and
women
of every time and place.**

**May their prayers bring us your
forgiveness and love.**

**We ask this through our Lord,
Jesus Christ, your Son,
who lives and reigns with you
and the Holy Spirit,
one God, forever and ever.**

Minister **brings hands together** at the end of the prayer.

All: AMEN.

Minister turns and **sits** in the Presider's Chair.

LITURGY OF THE WORD

First Reading: A Reading from the Book of Revelation (page 224 in missalette)

Responsorial Psalm:

“Lord this is the people who longs to see your face.”

Second Reading: A Reading from the first Letter of Saint John (page 226 in missalette)

Lector or Commentator leads the Alleluia Verse

Minister Stands at the Chair to signal the Lector or Commentator.

Alleluia Verse:

Lector: Alleluia, Alleluia.

All: Alleluia, Alleluia.

Lector: Come to me, all you who labor and are Burdened and I will give you rest, says the Lord.

All: Alleluia, Alleluia.

Gospel Reading:

After the Alleluia Verse,
Minister walks from chair to the center of the altar, folds their hands, and bows while quietly praying:

**Almighty God, cleanse my heart and my lips
that I may worthily proclaim your Gospel.**

Minister then walks, with hands folded, to the Lectern to read the Gospel from the Lectionary.

Minister **does NOT say**, “The Lord be with you.”, but simply begins the reading:

Minister: A reading from the Holy Gospel according to Saint Matthew.

Minister makes a **small cross** with their thumb on their **FOREHEAD, LIPS, HEART.**

Minister: The Gospel of the Lord.

All: Praise to you, Lord Jesus Christ.

SCRIPTURE REFLECTION

(SEE SEPARATE SHEETS)

After giving the homily, scripture reflection, the Minister returns to the Presidential Chair for a brief time of silent reflection.

(Silent Reflection after the Homily)

After the silent reflection time,

The Minister stands and leads the people in the **CREED.**

Have copy of the creed and prayers of the faithful at the chair OR lead them from the altar where the EM book is.

CREED

Minister: Please Stand. Let us profess our Faith.

Allow people time to stand then begin the Creed.

Minister: We Believe,

**All: in one God,
the Father, the Almighty,
maker of heaven and earth,
of all that is seen and unseen.**

**We believe in one Lord, Jesus Christ,
the only Son of God,
eternally begotten of the Father,
God from God, Light from Light,
true God from true God,
begotten, not made, one in Being with the
Father.**

**Through him all things were made.
For us men and for our salvation
He came down from heaven:**

**By the power of the Holy Spirit
He was born of the Virgin Mary
and became man.**

**For our sake he was crucified under Pontius
Pilate;
he suffered, died and was buried.
On the third day he rose again
in fulfillment of the Scriptures;
He ascended into heaven
and is seated at the right hand of the Father.**

**He will come again in glory to judge the living
and the dead,
and his kingdom will have no end.**

**We believe in the Holy Spirit, the Lord, the giver
of life,
who proceeds from the Father and the Son.
With the Father and the Son he is worshipped
and glorified.
He has spoken through the Prophets.**

**We believe in one holy catholic and apostolic
Church.
We acknowledge one baptism for the forgiveness of
sins.
We look for the resurrection of the dead,
and the life of the world to come.**

AMEN.

PRAYERS OF THE FAITHFUL (see next page)

The Prayers of the Faithful follow.

The Minister does the opening prayer,

Then the Lector or Commentator leads the petition prayers.

The Minister says the final prayer of the Prayers of the Faithful.

PRAYERS OF THE FAITHFUL

Minister: In faith, let us offer our needs and prayers to God, our Heavenly Father.

Lector/Commentator:

1. For our church that we will continue to grow in our love for our Faith and our love and respect for one another. Let us pray to the Lord.

ALL: Lord, hear our prayer.

2. For the sick and suffering; for members of our families and our church who long for healing; for those who can not afford the medical care they need. Let us pray to the Lord.

ALL: Lord, hear our prayer.

3. For our children and young people, especially the children in our religious education programs that we may be faithful witnesses to the grace of the Eucharist to them, let us pray to the Lord.

ALL: Lord, hear our prayer.

4. That God will hear our prayers and bless our world with the gift of a just and lasting peace, let us pray to the Lord.

ALL: Lord, hear our prayer.

5. For vocations to the priesthood and for those God has called to serve us as our priest, especially Father Jim and Father Bob, let us pray to the Lord.

ALL: Lord, hear our prayer.

6. For one another, that we may be living instruments of the presence of Christ to our families and our community, let us pray to the Lord.

ALL: Lord, hear our prayer.

7. For all who live in poverty and hunger and other conditions which are degrading to their human dignity, let us pray to the Lord.

ALL: Lord, hear our prayer.

8. For all who have died and may now be in need of our prayers, especially for members of our families and all who remain special to us, let us pray to the Lord.

ALL: Lord, hear our prayer.

Lector/Commentator remains at Lectern until the Eucharistic Minister prays the final prayer.

Minister: Please offer - either out loud or in your heart - any special prayers or needs you like us to pray for.

{Allow quiet time for people to offer their prayers}

Minister:

**God our Father,
with faith in your love
and confidence in your mercy,
We offer our prayers.
We pray in the name of Jesus your Son
Who lives and reigns with You
In the unity of the Holy Spirit,
One God forever and ever.**

All: Amen.

Minister SITS while the Offertory Hymn is sung.

- Offertory Hymn: _____

COMMUNION RITE

After the hymn is sung:

Go to the Tabernacle

Genuflect

Open Tabernacle

Take ciborium of hosts to the altar and place on corporal.

Genuflect again.

OUR FATHER

Invite the people to stand by extending your arms and saying,
“Please Stand.”

Minister: Please Stand.

**Minister: Let us pray with confidence to God our
Father in the words our Savior taught us.**

Minister: Our Father,

All: who art in heaven,
Hallowed be thy name;
thy kingdom come;
thy will be done on earth as it is in heaven.
Give us this day our daily bread;

and forgive us our trespasses
as we forgive those who trespass against us;
and lead us not into temptation,
but deliver us from evil.

SIGN OF PEACE

Minister:

**In the love of Christ, let us offer one another a sign
of peace.**

Minister may offer the sign of peace to the liturgical ministers in the
Sanctuary only.

LAMB OF GOD

Allow the congregation time to exchange the sign of peace.

The Lamb of God *may be sung* or the Minister may lead it as follows.

Minister: Lamb of God, ...

All: you take away the sins of the world:
have mercy on us.

All: Lamb of God,
you take away the sins of the world:
have mercy on us.

All: Lamb of God,
you take away the sins of the world:
grant us peace.

COMMUNION

Genuflect

Take a host from the ciborium

Raise the host and ciborium, holding the host above the ciborium

Minister:

This is the Lamb of God

who takes away the sins of the world.

Blessed are we who are called

to receive him.

All: Lord, I am not worthy to receive you,
But only say the word and I shall be healed.

Put ciborium back on the altar.

Hold the host in one hand with your other hand under it.

Minister:

May the Body of Christ bring us to everlasting life.

Receive the host yourself.

{ Pause briefly for private prayer }

Go to the front of the altar to distribute the Body of Christ to the people.

Hold each host up before the Communicant and say:

Minister: “The Body of Christ”

Each Person: “Amen”

- Communion Hymn _____

The Communion Hymn begins when the Eucharistic Minister has received the Body of Christ and is sung while people come to Communion.

RETURNING CIBORIUM TO TABERNACLE

Go to tabernacle

Place lid on ciborium

Place ciborium in tabernacle

Close tabernacle door

Leave Key in Tabernacle

Genuflect

Go to the altar and set up book to Post Communion Prayer

Go to Presider's chair and be seated.

QUIET TIME FOR PRAYER

Spend some time in quiet personal prayer and thanksgiving.

CLOSING PRAYER

Go to altar

Extend arms

Minister: Let us pray.

Father, holy one,

we praise your glory reflected in the saints.

May we who share at this table

be filled with your love

and prepared for the joy of your kingdom

where Jesus is Lord forever and ever.

All: Amen.

SOLEMN BLESSING

Minister: (with hands extended in prayer)

**God is the glory and joy of all his saints,
whose memory we celebrate tonight.**

May his blessing be with us always.

All: Amen.

Minister:

**May the prayers of the saints deliver us from
present evil;**

**May their example of holy living
turn our thoughts to the service of God and
neighbor.**

All: Amen.

Minister:

God's holy Church rejoices that her children

are one with the saints in lasting peace.

May we come to share with them

in all the joys of our Father's house.

All: Amen.

Minister: (making the sign of the cross on themselves)

May almighty God bless us,

The Father, and the Son, and the Holy Spirit.

All: Amen.

DISMISSAL

Minister: Our Eucharist is ended.

Let us go in the peace of Christ

to love and serve the Lord

and one another.

All: Thanks be to God

RECESSIONAL PROCESSION

Minister goes to the front of the altar where the cross bearer and lector meet her.

All Bow to the Altar.

Turn and genuflect to the tabernacle.


Exit down the center aisle.

- Recessional Hymn _____.

Notes About This Service

1. **MUSIC.** There are four hymn or times for music during this Service.
 - a. The Gloria and Lamb of God may also be sung.
2. **READINGS & PRAYERS** are the special readings and prayers for All Saints Day. The readings are in the Sunday Lectionary and/or the Weekday Lectionary.
3. **FLOWERS** should be ordered early.
4. **HOSTS IN TABERNACLE.** Make sure there are enough hosts in the Tabernacle the weekend before the Service for both All Saints Day and All Souls Day.
5. **LECTOR, COMMENTATOR, CROSS BEARER** are needed for this service.
6. **SACRISTAN** can put things away after the service, but will need to be instructed on what to set up for a Communion Service.
7. **ADDED PARTS.** There are a few new items in this Prayer Service.
 - A. EM private prayer before reading the Gospel.
 - B. Lamb of God – recited or sung
 - C. Gloria and Creed since it is a holy day
 - D. Solemn Blessings at the end instead of simple blessing.

ALL SOULS DAY



COMMUNION SERVICE

**Saint Stephen Catholic Church
Magee, MS**

PREPARATIONS

_____ **Arrive** 30 minutes early to make sure all is set up correctly.

_____ Turn **Lights on**.

_____ Set **thermostat** for comfortable temperature

_____ Put **Key in Tabernacle; Make sure there are enough hosts in the ciborium**.

_____ **Set up Lectionary** to Readings for All Souls Day (L. 668)
Note: Use the Sunday Lectionary (readings are in the back of the Lectionary), but the readings are also in the Weekday Lectionary under November 2, All Souls Day. The complete readings are also in the missalette (page 230). Use the readings in the Missalette. The Lectionary gives all the options of possible readings and may be confusing

_____ **Prayers of the Faithful** – on Lectern and a copy in your book.

_____ **Liturgical Ministers:** _____ **Altar Server** to carry Cross
_____ **Lectors** to do Readings & Response
_____ **Commentator** for Alleluia and Announce Hymns

_____ **Music:** Check with Music Ministers for Hymns:

- Entrance Hymn
- Hymn after Prayers of the Faithful
- Communion Hymn
- Recessional Hymn

_____ **Book with Communion Service** on the altar and open.

_____ Place **Corporal** on the altar (large square linen)

_____ _____

ENTRANCE PROCESSION

The procession comes from the front door of the church as it would on Sunday.

The order is:

Altar Server with Processional Cross
Lector
Eucharistic Minister

- **Entrance HYMN:** _____

When the Procession reaches the sanctuary, each minister bows and goes to their place.

The Eucharistic Minister

- **Bow** in front of the altar,
- **Go around behind the altar**, in the center of the altar
- **Kiss the altar**
- **Begin.**

GREETING AND PENTITENTIAL RITE

Sign of the Cross

Making the sign of the cross, the EM says:

Minister: In the name of the Father, and of the Son, and of the Holy Spirit.

All: Amen.

Extend your arms in greeting to the congregation and say:

Minister: May the grace and peace of our Lord Jesus Christ be with you.

All: And also with you.

INTRODUCTION:

Minister:

This evening we come together as a faith community to celebrate the Feast of All Souls. God will speak to us through the Scriptures. He will give us the Eucharist as we pray for the souls of our brothers and sisters in Purgatory.

PENITENTIAL RITE

Minister:

Now let us begin by acknowledging our sinfulness and praying for God's mercy and forgiveness.

{Silent Pause}

Minister: Lord Jesus, you were sent to heal us.

Lord, have mercy.

All: Lord, have mercy.

Minister: Christ Jesus, you came to call sinner to the

Father,

Christ, have mercy.

All: Christ, have mercy.

Minister: Lord, you plead for us at the right hand of

God, our Father.

Lord, have mercy.

All: Lord, have mercy.

Minister:

**May almighty God have mercy on us,
forgive us our sins,
and bring us to everlasting life.**

All: Amen.

OPENING PRAYER

Eucharistic Minister **extends their arms** and says:

Minister: Let us pray.

{ momentary pause }

**Merciful Father,
hear our prayers and console us.
As we renew our faith in your Son,
whom you raised from the dead,
strengthen our hope that all our departed
brothers and sisters
will share in his resurrection,
who lives and reigns with you and
the Holy Spirit,
one God forever and ever.**

Minister **brings hands together** at the end of the prayer.

All: AMEN.

Minister turns and **sits** in the Presider's Chair.

LITURGY OF THE WORD

First Reading: A Reading from the Book of Wisdom
(page 230 in missalette)

Responsorial Psalm:

“The Lord is my shepherd; there is nothing I shall want.”

Second Reading: A reading from the letter of St. Paul to the Romans

Lector or Commentator leads the Alleluia Verse

Minister Stands at the Chair to signal the Lector or Commentator.

Alleluia Verse:

Lector: Alleluia, Alleluia.

All: Alleluia, Alleluia.

Lector: This is the will of my Father, says the Lord,
that everyone who sees the Son and believes
in him may have eternal life.

All: Alleluia, Alleluia.

Gospel Reading:

Minister then walks, with hands folded, to the Lectern to read the Gospel from the Lectionary.

Minister **does NOT say**, “The Lord be with you.”, but simply begins the reading:

**Minister: A reading from the Holy Gospel
according to Saint John.**

Minister makes a **small cross** with their thumb on their **FOREHEAD,
LIPS,
HEART.**

Minister: The Gospel of the Lord.

All: Praise to you, Lord Jesus Christ.

**Minister: Please be seated and listen with your heart
to God's Word to us this evening.**

the Minister returns to the Presidential Chair for a brief time of silent reflection.

(Silent Reflection after the Homily)

After the silent reflection time,

**Have copy of the creed and prayers of the faithful at the chair
OR lead them from the altar where the EM book is.**

PRAYERS OF THE FAITHFUL (see next page)

The Prayers of the Faithful follow.

The Minister does the opening prayer from the Chair,

Then the Lector or Commentator leads the petition prayers from the Lectern.

The Minister says the final prayer of the Prayers of the Faithful.

PRAYERS OF THE FAITHFUL

Minister: Please stand. Let us offer to God our heavenly Father our prayers.

Lector/Commentator:

1. Let us pray for our church -- that we will continue to grow in our ministry and our life as a Eucharistic Church, let us pray to the Lord.

ALL: Lord, hear our prayer.

2. Let us pray for our sick and for all people who long for God's healing and our concern for them, let us pray to the Lord.

ALL: Lord, hear our prayer.

3. Let us pray for all who give themselves to ministry in our church that together we will serve God and one another faithfully, let us pray to the Lord.

ALL: Lord, hear our prayer.

4. Let us pray for the children and young people of our church family; for their parents and their catechists, let us pray to the Lord.

ALL: Lord, hear our prayer.

5. For our Holy Father, Pope Benedict; for our Bishop, Joseph, for the priests who serve God through their service to His Church, let us pray to the Lord.

ALL: Lord, hear our prayer.

6. On this feast of All Souls we pray with reverence and love for those who have died and now need our prayers, let us pray to the Lord.

ALL: Lord, hear our prayer.

Lector/Commentator remains at Lectern until the Eucharistic Minister prays the final prayer.

Minister: Please offer any special prayers or needs you may have.

{Allow quiet time for people to offer their prayers}

Minister:

**Almighty God, our Father,
hear these prayers we offer
in the name of Jesus your Son,
for he lives and reigns with You
and the Holy Spirit,
as our God forever and ever.**

All: Amen.

Minister SITS while the Offertory Hymn is sung.

- Offertory Hymn: _____

COMMUNION RITE

After the hymn is sung:

Go to the Tabernacle

Genuflect

Open Tabernacle

Take ciborium of hosts to the altar and place on corporal.

Genuflect again.

OUR FATHER

Invite the people to stand by extending your arms and saying,
“Please Stand.”

Minister: Please Stand.

**Minister: Let us pray with confidence to God our
Father in the words our Savior taught us.**

Minister: Our Father,

All: who art in heaven,
Hallowed be thy name;
thy kingdom come;
thy will be done on earth as it is in heaven.
Give us this day our daily bread;
and forgive us our trespasses
as we forgive those who trespass against us;
and lead us not into temptation,
but deliver us from evil.

SIGN OF PEACE

Minister:

In the love of Christ, let us offer one another a sign of peace.

Minister may offer the sign of peace to the liturgical ministers in the Sanctuary only.

COMMUNION

Genuflect

Take a host from the ciborium

Raise the host and ciborium, holding the host above the ciborium

Minister:

This is the Lamb of God

who takes away the sins of the world.

Blessed are we who are called

to receive him.

All: Lord, I am not worthy to receive you,
But only say the word and I shall be healed.

Put ciborium back on the altar.

Hold the host in one hand with your other hand under it.

Minister:

May the Body of Christ bring us to everlasting life.

Receive the host yourself.

{ Pause briefly for private prayer }

Go to the front of the altar to distribute the Body of Christ to the people.

Hold each host up before the Communicant and say:

Minister: “The Body of Christ”

Each Person: “Amen”

- Communion Hymn _____

The Communion Hymn begins when the Eucharistic Minister has received the Body of Christ and is sung while people come to Communion.

RETURNING CIBORIUM TO TABERNACLE

Go to tabernacle

Place lid on ciborium

Place ciborium in tabernacle

Close tabernacle door

Leave Key in Tabernacle

Genuflect

Go to the altar and set up book to Post Communion Prayer

Go to Presider's chair and be seated.

QUIET TIME FOR PRAYER

Spend some time in quiet personal prayer and thanksgiving.

CLOSING PRAYER

Go to altar

Extend arms

Minister: Let us pray.

Lord God,

**may the death and resurrection of Christ
which we celebrate in this Eucharist
bring the departed faithful to the peace
of your eternal home.**

**We ask this in the name of Jesus, the Lord,
for He is Lord forever and ever.**

All: Amen.

BLESSING

Minister: (making the sign of the cross says,)

**May Almighty bless us,
in the Name of the Father,
and of the Son,
and of the Holy Spirit.**

All: Amen.

DISMISSAL

Minister: Our Eucharist is ended.

**Let us go in the peace of Christ
to love and serve the Lord
and one another.**

All: Thanks be to God

RECESSIONAL PROCESSION

Minister goes to the front of the altar where the cross bearer and
lector meet her.

All Bow to the Altar.

Turn and genuflect to the tabernacle.

Exit down the center aisle.

- Recessional Hymn _____.